

sensor | mate[®]

Connectors M8/M12



Note from the CEO



Ladies and Gentlemen,

For over 75 years Amphenol has enjoyed success as the interconnection technology provider of choice to industry-leading companies around the world. One of our key strategic areas of focus has been and is the Industrial market. Our organization works with leading manufacturers across a wide range of applications - including Energy Generation & Distribution, Transportation, Heavy Equipment, Factory Automation, Wireless Outdoor, ChipCard Readers - enabling smarter, faster and better technologies to connect products to customer solutions.

The Industrial market footprint of Amphenol covers over facilities in more than 12 different European countries and more than 30 countries worldwide. Our successful expansion into new regions as well as new industrial applications is a direct reflection of our agile, entrepreneurial management team and our unwavering commitment to execute Amphenol's strategies for the benefit of our customers, shareholders and employees.

Thank you for partnering with Amphenol. Our entire organization is at your service.

A handwritten signature in black ink, appearing to read 'R. Adam Norwitt'. The signature is fluid and cursive, with a long horizontal stroke at the end.

R. Adam Norwitt
President and CEO, Amphenol Corporation

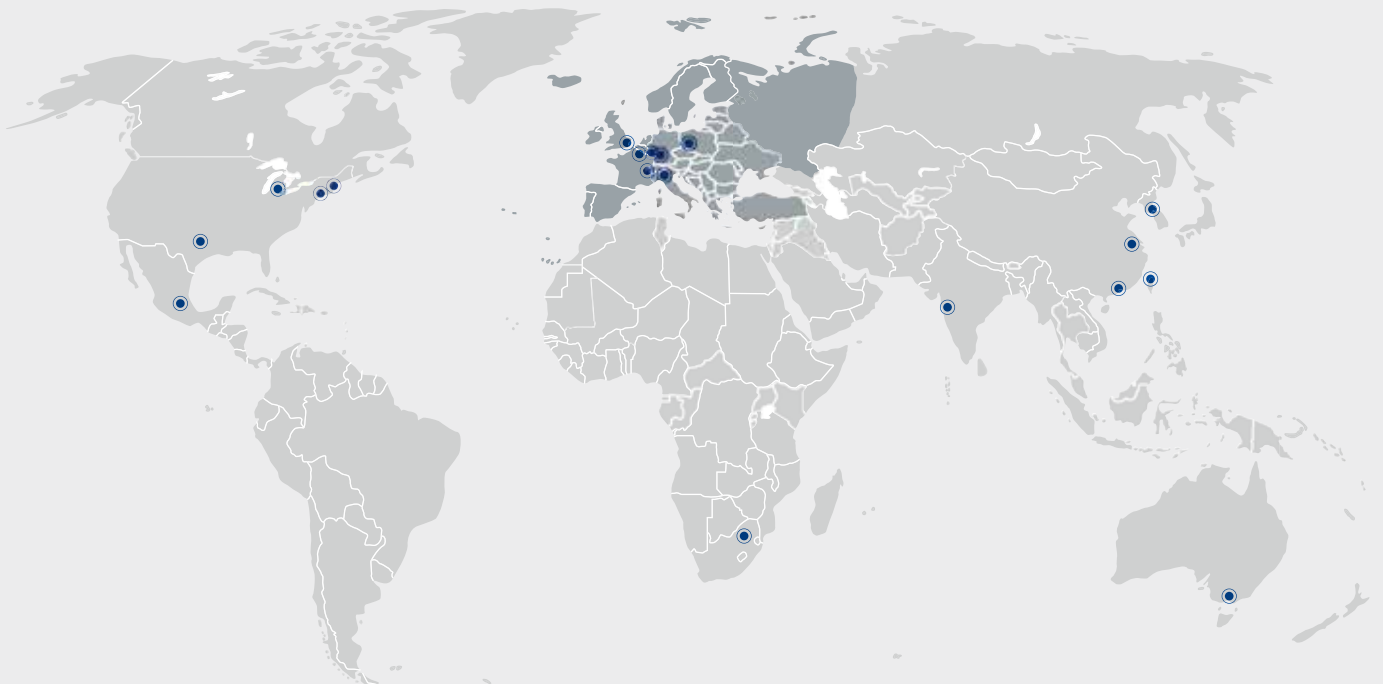
Make use of the best

Use our global resources

“Think global, act local!” Independently from where you are in Europe, we offer you our global expertise and great variety of products and technologies. And in comfort with your personal contact. Our numerous European offices are your access to our global resources.

● OUR OFFICES IN EUROPE AND WORLDWIDE

FRANCE	CHINA	AUSTRALIA	SOUTH AFRICA
GERMANY	KOREA	MEXICO	INDIA
UNITED KINGDOM	TAIWAN	USA	ITALY





SECURITY, RELIABILITY AND COMFORTABLE SERVICE FROM ONE SOURCE.

More time for important things: benefit from our service and diversity

Enjoy security, reliability and comfortable service from one source. INDUSTRIAL@AMPHENOL offers one of the most individual and most diversified service programmes in the market – exclusively for industrial customers. Access all possibilities of the Amphenol group through your personal expert adviser.



WIDE PRODUCT RANGE

Take advantage of a choice of Amphenol products. Our broad product portfolio offers individual solutions from more than 90 member companies in the global Amphenol group.



EXCLUSIVENESS AND FLEXIBILITY

One face to the customer: every inquiry is handled on an individual service level by your personal key account service partner. This ensures maximum transparency and best-in-class flexibility in the whole process.



QUALITY

Interconnect systems need reliability, speed and flawless data transmission. We continuously test and guarantee the required standard in our products – and also in our personal services.



INDIVIDUAL SOLUTIONS

Your project requires an individual solution that is not available off-the-shelf? As your think tank and discussion partner we provide engineering support and solution-oriented development for your tailor-made Amphenol product.



SPEED AND AVAILABILITY

Smart and intelligent processes are the secret behind our service programme. Flexible planning and distribution, perfect logistics and highest availability are our key factors for best customer service.



GLOBAL KEY ACCOUNT SERVICE

Our key account service is your individual entrance to global know-how, products and services. More than 90 Amphenol companies around the world offer an extensive range of technologies and products. We offer access to our worldwide resources through one individual contact person.

Inhalt		Page
<p>CM08 A- and B-coded M8 Circular connectors Number of contacts: 3, 4 and 5 IP65/67 mated</p>		8
Technical data		9
Male cable connector		10
Female cable connector		12
Connection cable		14
<p>CM12 A-coded M12 Circular connectors Number of contacts: 3, 4, 5, 6, 8 and 12 IP65/67 mated</p>		16
Technical data		17
Male cable connector		18
Female cable connector		20
Connection cable		22
Field installable / Special design		25
<p>CM12 D-coded M12 Circular connectors Number of contacts: 4 IP68 mated</p>		30
Technical data		30
Male cable connector		31
Connection cable		31
RJ45 Adapter D-coded		32
I, T, Y Adapter		33

Inhalt	Page
<p>CM 12 S-/T-coded M12 Circular connectors Number of contacts: 3+PE and 4 IP67 mated</p> 	37
Technical data	37
Female & male cable connector, male receptacle, female receptacle	38
<p>CM 12 X-coded M12 Circular connectors Number of contacts: 8 IP67 mated</p> 	40
Technical data	40
Connection cable, male	41
Accessories	42
IP Code	43
Summary of Part Numbers	44

The background image shows a modern industrial factory environment. It features a complex network of metal beams, pipes, and overhead lighting. Several red robotic arms are visible, some in the foreground and others in the background, working on a production line. The scene is well-lit, with a clean and organized appearance.

sensor | mate CM08

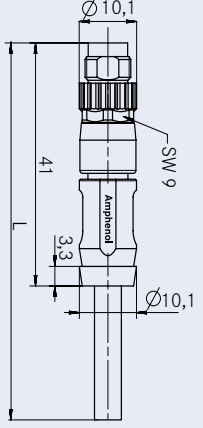

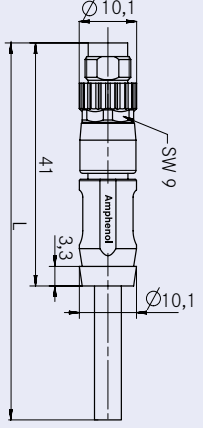

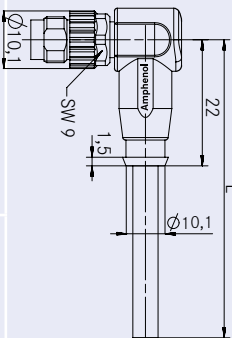

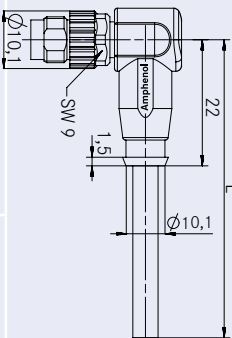

- Number of contacts: 3-, 4- and 8-pol.; 5-pol B-coded
- Connectors acc. to IEC61076-2-104
- IP67 mated
- Use in the automation and sensor technology

General Characteristics	Standard	Characteristics			
Number of contacts		3	4	5 (B-cod.)	8
View of termination side of male contact insert	DIN EN 61076-2-104				
Contact arrangement		1 - Brown 2 - White 3 - Blue 4 - Black 5 - Grey			1 - White 2 - Brown 3 - Green 4 - Yellow 5 - Grey 6 - Pink 7 - Blue 8 - Red
Electrical Characteristics					
Rated voltage	IEC 60664-1	50 V AC / 60 V DC		30 V	
Current rating + 40 °C / + 104 °F	IEC 60512-5-2	3 A		1,5 A	
Insulation resistance	IEC 60512-3-1	≥ 100 MΩ			
Pollution degree	IEC 60664-1	3 / 2			
Climatic Characteristics					
Temperature range	IEC 60068-1	- 30 °C ... + 80 °C / - 22 °F ... + 176 °F			
Mechanical Characteristics					
IP rating	IEC 60529	IP67 mated			
Mechanical operation	IEC 60512-9-1	≥ 100 mating cycles			
Materials					
Contact		CuZn			
Contact plating		Ni, Au			
Insert		TPU GF, UL 94 / PA, UL94, bk			
Coupling nut / - screw		GD-Zn, Ni			
Over molding material		TPU, UL 94, bk			
Gasket		FPM			

No. of Cont.	Cable Length L in cm	Cable Ø in mm	Part Number		Drawing	Figure
			PVC	TPU		
Straight						
3	100	4,4	CM08 1AA03 30010 000	CM08 1AA04 30010 000		
	200		CM08 1AA03 30020 000	CM08 1AA04 30020 000		
	500		CM08 1AA03 30050 000	CM08 1AA04 30050 000		
	1000		CM08 1AA03 30100 000	CM08 1AA04 30100 000		
4	100	4,7	CM08 1AA03 40010 000	CM08 1AA04 40010 000		
	200		CM08 1AA03 40020 000	CM08 1AA04 40020 000		
	500		CM08 1AA03 40050 000	CM08 1AA04 40050 000		
	1000		CM08 1AA03 40100 000	CM08 1AA04 40100 000		
5 ¹⁾	100	4,8	CM08 1BA03 50010 000	CM08 1BA04 50010 000		
	200		CM08 1BA03 50020 000	CM08 1BA04 50020 000		
	500		CM08 1BA03 50050 000	CM08 1BA04 50050 000		
	1000		CM08 1BA03 50100 000	CM08 1BA04 50100 000		
Right-angled						
3	100	4,4	CM08 1AB03 30010 000	CM08 1AB04 30010 000		
	200		CM08 1AB03 30020 000	CM08 1AB04 30020 000		
	500		CM08 1AB03 30050 000	CM08 1AB04 30050 000		
	1000		CM08 1AB03 30100 000	CM08 1AB04 30100 000		
4	100	4,7	CM08 1AB03 40010 000	CM08 1AB04 40010 000		
	200		CM08 1AB03 40020 000	CM08 1AB04 40020 000		
	500		CM08 1AB03 40050 000	CM08 1AB04 40050 000		
	1000		CM08 1AB03 40100 000	CM08 1AB04 40100 000		

Other version available upon request.

sensor|mate CM08 Male Cable Connector | Molded | Shielded

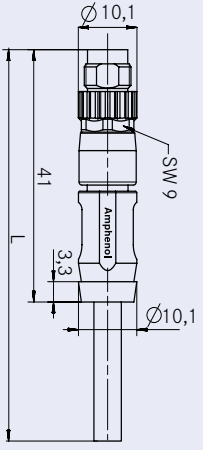

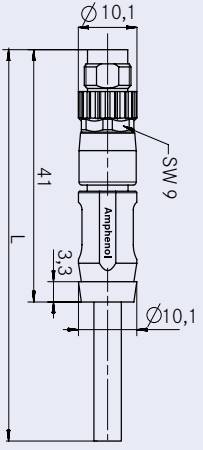

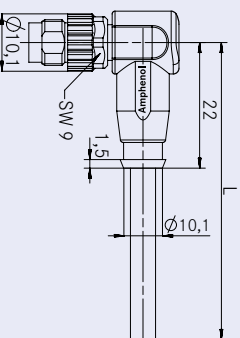

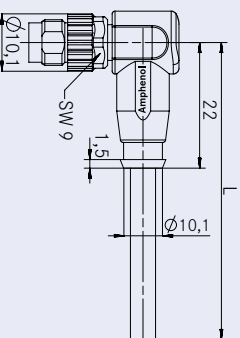

No. of Cont.	Cable Length L in cm	Cable Ø in mm	Part Number		Drawing	Figure
			PVC	TPU		
Straight						
3	100	4,7	CM08 1AA03 30010 005	CM08 1AA04 30010 005		
	200		CM08 1AA03 30020 005	CM08 1AA04 30020 005		
	500		CM08 1AA03 30050 005	CM08 1AA04 30050 005		
	1000		CM08 1AA03 30100 005	CM08 1AA04 30100 005		
4	100	5,1	CM08 1AA03 40010 005	CM08 1AA04 40010 005		
	200		CM08 1AA03 40020 005	CM08 1AA04 40020 005		
	500		CM08 1AA03 40050 005	CM08 1AA04 40050 005		
	1000		CM08 1AA03 40100 005	CM08 1AA04 40100 005		
Right-angled						
3	100	4,7	CM08 1AB03 30010 005	CM08 1AB04 30010 005		
	200		CM08 1AB03 30020 005	CM08 1AB04 30020 005		
	500		CM08 1AB03 30050 005	CM08 1AB04 30050 005		
	1000		CM08 1AB03 30100 005	CM08 1AB04 30100 005		
4	100	5,1	CM08 1AB03 40010 005	CM08 1AB04 40010 005		
	200		CM08 1AB03 40020 005	CM08 1AB04 40020 005		
	500		CM08 1AB03 40050 005	CM08 1AB04 40050 005		
	1000		CM08 1AB03 40100 005	CM08 1AB04 40100 005		

sensor|mate CM08 Female Cable Connector | Molded

No. of Cont.	Cable Length L in cm	Cable Ø in mm	Part Number		Drawing	Figure
			Cable Type			
			PVC	TPU		
Straight						
3	100	4,4	CM08 1AC03 30010 000	CM08 1AC04 30010 000		
	200		CM08 1AC03 30020 000	CM08 1AC04 30020 000		
	500		CM08 1AC03 30050 000	CM08 1AC04 30050 000		
	1000		CM08 1AC03 30100 000	CM08 1AC04 30100 000		
4	100	4,7	CM08 1AC03 40010 000	CM08 1AC04 40010 000		
	200		CM08 1AC03 40020 000	CM08 1AC04 40020 000		
	500		CM08 1AC03 40050 000	CM08 1AC04 40050 000		
	1000		CM08 1AC03 40100 000	CM08 1AC04 40100 000		
5 ¹⁾	100	4,8	CM08 1BC03 50010 000	CM08 1BC04 50010 000		
	200		CM08 1BC03 50020 000	CM08 1BC04 50020 000		
	500		CM08 1BC03 50050 000	CM08 1BC04 50050 000		
	1000		CM08 1BC03 50100 000	CM08 1BC04 50100 000		
8	100	4,8	CM08 1AC05 80010 000	CM08 1AC06 80010 000		
	200		CM08 1AC05 80020 000	CM08 1AC06 80020 000		
	500		CM08 1AC05 80050 000	CM08 1AC06 80050 000		
	1000		CM08 1AC05 80100 000	CM08 1AC06 80100 000		
Right-angled						
3	100	4,4	CM08 1AD03 30010 000	CM08 1AD04 30010 000		
	200		CM08 1AD03 30020 000	CM08 1AD04 30020 000		
	500		CM08 1AD03 30050 000	CM08 1AD04 30050 000		
	1000		CM08 1AD03 30100 000	CM08 1AD04 30100 000		
4	100	4,7	CM08 1AD03 40010 000	CM08 1AD04 40010 000		
	200		CM08 1AD03 40020 000	CM08 1AD04 40020 000		
	500		CM08 1AD03 40050 000	CM08 1AD04 40050 000		
	1000		CM08 1AD03 40100 000	CM08 1AD04 40100 000		
8	100	5,5	CM08 1AD05 80010 000	CM08 1AD06 80010 000		
	200		CM08 1AD05 80020 000	CM08 1AD06 80020 000		
	500		CM08 1AD05 80050 000	CM08 1AD06 80050 000		
	1000		CM08 1AD05 80100 000	CM08 1AD06 80100 000		

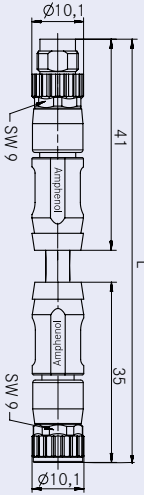

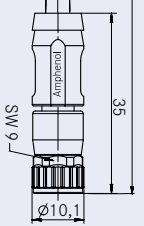

Other version available upon request.

sensor|mate CM08 Female Cable Connector | Molded | Shielded

No. of Cont.	Cable Length L in cm	Cable Ø in mm	Part Number		Drawing	Figure
			PVC	TPU		
Straight						
3	100	4,7	CM08 1AC03 30010 005	CM08 1AC04 30010 005		
	200		CM08 1AC03 30020 005	CM08 1AC04 30020 005		
	500		CM08 1AC03 30050 005	CM08 1AC04 30050 005		
	1000		CM08 1AC03 30100 005	CM08 1AC04 30100 005		
4	100	5,1	CM08 1AC03 40010 005	CM08 1AC04 40010 005		
	200		CM08 1AC03 40020 005	CM08 1AC04 40020 005		
	500		CM08 1AC03 40050 005	CM08 1AC04 40050 005		
	1000		CM08 1AC03 40100 005	CM08 1AC04 40100 005		
Right-angled						
3	100	4,7	CM08 1AD03 30010 005	CM08 1AD04 30010 005		
	200		CM08 1AD03 30020 005	CM08 1AD04 30020 005		
	500		CM08 1AD03 30050 005	CM08 1AD04 30050 005		
	1000		CM08 1AD03 30100 005	CM08 1AD04 30100 005		
4	100	5,1	CM08 1AD03 40010 005	CM08 1AD04 40010 005		
	200		CM08 1AD03 40020 005	CM08 1AD04 40020 005		
	500		CM08 1AD03 40050 005	CM08 1AD04 40050 005		
	1000		CM08 1AD03 40100 005	CM08 1AD04 40100 005		

No. of Cont.	Cable Length L in cm	Cable Ø in mm	Part Number		Drawing	Figure
			Cable Type PVC	TPU		
Female cable connector straight + Male cable connector straight						
3	30	4,4	CM08 2AC03 30003 000	CM08 2AC04 30003 000		
	60		CM08 2AC03 30006 000	CM08 2AC04 30006 000		
	150		CM08 2AC03 30015 000	CM08 2AC04 30015 000		
	300		CM08 2AC03 30030 000	CM08 2AC04 30030 000		
4	30	4,4	CM08 2AC03 40003 000	CM08 2AC04 40003 000		
	60		CM08 2AC03 40006 000	CM08 2AC04 40006 000		
	150		CM08 2AC03 40015 000	CM08 2AC04 40015 000		
	300		CM08 2AC03 40030 000	CM08 2AC04 40030 000		
Female cable connector right-angled + Male cable connector straight						
3	30	5,3	CM08 2AD03 30003 000	CM08 2AD04 30003 000		
	60		CM08 2AD03 30006 000	CM08 2AD04 30006 000		
	150		CM08 2AD03 30015 000	CM08 2AD04 30015 000		
	300		CM08 2AD03 30030 000	CM08 2AD04 30030 000		
4	30	5,3	CM08 2AD03 40003 000	CM08 2AD04 40003 000		
	60		CM08 2AD03 40006 000	CM08 2AD04 40006 000		
	150		CM08 2AD03 40015 000	CM08 2AD04 40015 000		
	300		CM08 2AD03 40030 000	CM08 2AD04 40030 000		







Other version available upon request.

No. of Cont.	Cable Length L in cm	Cable Ø in mm	Part Number		Drawing	Figure
			PVC	TPU		
Female cable connector straight + Male cable connector straight						
3	30	4,7	CM08 2AC03 30003 005	CM08 2AC04 30003 005		
	60		CM08 2AC03 30006 005	CM08 2AC04 30006 005		
	150		CM08 2AC03 30015 005	CM08 2AC04 30015 005		
	300		CM08 2AC03 30030 005	CM08 2AC04 30030 005		
4	30	4,7	CM08 2AC03 40003 005	CM08 2AC04 40003 005		
	60		CM08 2AC03 40006 005	CM08 2AC04 40006 005		
	150		CM08 2AC03 40015 005	CM08 2AC04 40015 005		
	300		CM08 2AC03 40030 005	CM08 2AC04 40030 005		



sensor | mate CM12

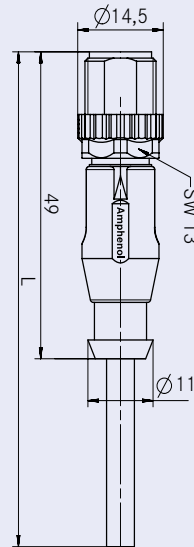
- Number of contacts: 3-, 4-, 5-, 6-, 8- and 12-pol
- Connectors acc. to IEC61076-2-101
- IP67 mated
- Use in the automation and sensor technology

General Characteristics	Standard	Characteristics					
Number of contacts		3	4	5	6	8	12
View of termination side of male contact insert	DIN EN 61076-2-101						
Contact arrangement		1 - Brown 2 - White 3 - Blue 4 - Black 5 - Grey 5 - Green-Yellow - 5-pol unshielded 6 - Pink				1 - White 2 - Brown 3 - Green 4 - Yellow 5 - Grey 6 - Pink 7 - Blue 8 - Red 1 - Brown 2 - Blue 3 - White 4 - Green 5 - Pink 6 - Yellow 7 - Black 8 - Grey 9 - Red 10 - Purple 11 - Grey 12 - Light Blue	
Electrical Characteristics							
Rated voltage AC / DC	IEC 60664-1	250 V	60 V	30 V			
Current rating by + 40 °C / + 104 °F	IEC 60512-5-2	4 A			2 A	1,5 A	
Insulation resistance	IEC 60512-3-1	≥ 100 MΩ					
Pollution degree	IEC 60664-1	3 / 2					
Climatic Characteristics							
Temperature range	IEC 60068-1	- 30 °C ... + 80 °C / - 22 °F ... + 176 °F					
Mechanical Characteristics							
IP rating	IEC 60529	IP67 mated					
Mechanical operation	IEC 60512-9-1	≥ 100 mating cycles					
Materials							
Contact		CuZn					
Contact plating		Ni, Au					
Insert		TPU GF, UL 94 / PA, UL94, bk					
Coupling nut / - screw		GD-Zn, Ni					
Over molding material		TPU, UL 94, bk					
Gasket		FPM					

No. of Cont.	Cable Length L in cm	Cable Ø in mm	Part Number		Drawing	Figure
			Cable Type			
			PVC	TPU		


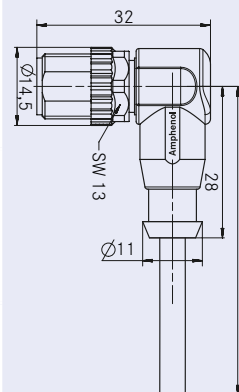
Straight

3	150	4,4	CM12 1AA01 30015 000	CM12 1AA02 30015 000
	300		CM12 1AA01 30030 000	CM12 1AA02 30030 000
	500		CM12 1AA01 30050 000	CM12 1AA02 30050 000
	1000		CM12 1AA01 30100 000	CM12 1AA02 30100 000
4	150	4,7	CM12 1AA01 40015 000	CM12 1AA02 40015 000
	300		CM12 1AA01 40030 000	CM12 1AA02 40030 000
	500		CM12 1AA01 40050 000	CM12 1AA02 40050 000
	1000		CM12 1AA01 40100 000	CM12 1AA02 40100 000
5	150	5,2	CM12 1AA01 50015 000	CM12 1AA02 50015 000
	300		CM12 1AA01 50030 000	CM12 1AA02 50030 000
	500		CM12 1AA01 50050 000	CM12 1AA02 50050 000
	1000		CM12 1AA01 50100 000	CM12 1AA02 50100 000
6	150	5,4	CM12 1AA03 60015 000	CM12 1AA04 60015 000
	300		CM12 1AA03 60030 000	CM12 1AA04 60030 000
	500		CM12 1AA03 60050 000	CM12 1AA04 60050 000
	1000		CM12 1AA03 60100 000	CM12 1AA04 60100 000
8	150	6,2	CM12 1AA03 80015 000	CM12 1AA04 80015 000
	300		CM12 1AA03 80030 000	CM12 1AA04 80030 000
	500		CM12 1AA03 80050 000	CM12 1AA04 80050 000
	1000		CM12 1AA03 80100 000	CM12 1AA04 80100 000
12	150	6,2	CM12 1AA03 C0015 000	CM12 1AA04 C0015 000
	300		CM12 1AA03 C0030 000	CM12 1AA04 C0030 000
	500		CM12 1AA03 C0050 000	CM12 1AA04 C0050 000
	1000		CM12 1AA03 C0100 000	CM12 1AA04 C0100 000



Right-angled

3	150	4,4	CM12 1AB01 30015 000	CM12 1AB02 30015 000
	300		CM12 1AB01 30030 000	CM12 1AB02 30030 000
	500		CM12 1AB01 30050 000	CM12 1AB02 30050 000
	1000		CM12 1AB01 30100 000	CM12 1AB02 30100 000
4	150	4,7	CM12 1AB01 40015 000	CM12 1AB02 40015 000
	300		CM12 1AB01 40030 000	CM12 1AB02 40030 000
	500		CM12 1AB01 40050 000	CM12 1AB02 40050 000
	1000		CM12 1AB01 40100 000	CM12 1AB02 40100 000
5	150	5,2	CM12 1AB01 50015 000	CM12 1AB02 50015 000
	300		CM12 1AB01 50030 000	CM12 1AB02 50030 000
	500		CM12 1AB01 50050 000	CM12 1AB02 50050 000
	1000		CM12 1AB01 50100 000	CM12 1AB02 50100 000
6	150	5,4	CM12 1AB03 60015 000	CM12 1AB04 60015 000
	300		CM12 1AB03 60030 000	CM12 1AB04 60030 000
	500		CM12 1AB03 60050 000	CM12 1AB04 60050 000
	1000		CM12 1AB03 60100 000	CM12 1AB04 60100 000
8	150	6,2	CM12 1AB03 80015 000	CM12 1AB04 80015 000
	300		CM12 1AB03 80030 000	CM12 1AB04 80030 000
	500		CM12 1AB03 80050 000	CM12 1AB04 80050 000
	1000		CM12 1AB03 80100 000	CM12 1AB04 80100 000

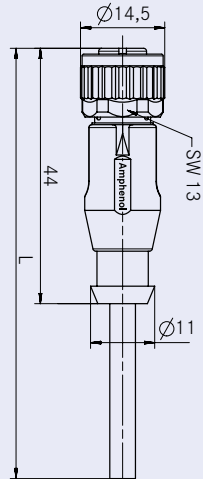


No. of Cont.	Cable Length L in cm	Cable Ø in mm	Part Number		Drawing	Figure
			PVC	TPU		
Straight						
4	150	4,7	CM12 1AA01 40015 005	CM12 1AA02 40015 005		
	300		CM12 1AA01 40030 005	CM12 1AA02 40030 005		
	500		CM12 1AA01 40050 005	CM12 1AA02 40050 005		
	1000		CM12 1AA01 40100 005	CM12 1AA02 40100 005		
5	150	5,1	CM12 1AA03 50015 005	CM12 1AA04 50015 005		
	300		CM12 1AA03 50030 005	CM12 1AA04 50030 005		
	500		CM12 1AA03 50050 005	CM12 1AA04 50050 005		
	1000		CM12 1AA03 50100 005	CM12 1AA04 50100 005		
8	150	6,6	CM12 1AA03 80015 005	CM12 1AA04 80015 005		
	300		CM12 1AA03 80030 005	CM12 1AA04 80030 005		
	500		CM12 1AA03 80050 005	CM12 1AA04 80050 005		
	1000		CM12 1AA03 80100 005	CM12 1AA04 80100 005		
12	150	6,6	CM12 1AA05 C0015 005	CM12 1AA06 C0015 005		
	300		CM12 1AA05 C0030 005	CM12 1AA06 C0030 005		
	500		CM12 1AA05 C0050 005	CM12 1AA06 C0050 005		
	1000		CM12 1AA05 C0100 005	CM12 1AA06 C0100 005		
Right-angled						
4	150	4,7	CM12 1AB01 40015 005	CM12 1AB02 40015 005		
	300		CM12 1AB01 40030 005	CM12 1AB02 40030 005		
	500		CM12 1AB01 40050 005	CM12 1AB02 40050 005		
	1000		CM12 1AB01 40100 005	CM12 1AB02 40100 005		
5	150	5,1	CM12 1AB03 50015 005	CM12 1AB04 50015 005		
	300		CM12 1AB03 50030 005	CM12 1AB04 50030 005		
	500		CM12 1AB03 50050 005	CM12 1AB04 50050 005		
	1000		CM12 1AB03 50100 005	CM12 1AB04 50100 005		
8	150	6,6	CM12 1AB03 80015 005	CM12 1AB04 80015 005		
	300		CM12 1AB03 80030 005	CM12 1AB04 80030 005		
	500		CM12 1AB03 80050 005	CM12 1AB04 80050 005		
	1000		CM12 1AB03 80100 005	CM12 1AB04 80100 005		

No. of Cont.	Cable Length L in cm	Cable Ø in mm	Part Number		Drawing	Figure
			Cable Type			
			PVC	TPU		

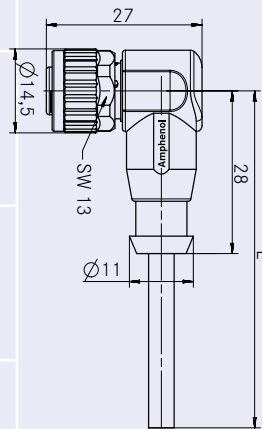
Straight

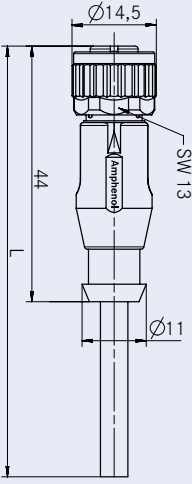

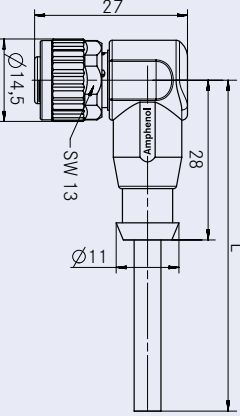

3	150	4,4	CM12 1AC01 30015 000	CM12 1AC02 30015 000
	300		CM12 1AC01 30030 000	CM12 1AC02 30030 000
	500		CM12 1AC01 30050 000	CM12 1AC02 30050 000
	1000		CM12 1AC01 30100 000	CM12 1AC02 30100 000
4	150	4,7	CM12 1AC01 40015 000	CM12 1AC02 40015 000
	300		CM12 1AC01 40030 000	CM12 1AC02 40030 000
	500		CM12 1AC01 40050 000	CM12 1AC02 40050 000
	1000		CM12 1AC01 40100 000	CM12 1AC02 40100 000
5	150	5,2	CM12 1AC01 50015 000	CM12 1AC02 50015 000
	300		CM12 1AC01 50030 000	CM12 1AC02 50030 000
	500		CM12 1AC01 50050 000	CM12 1AC02 50050 000
	1000		CM12 1AC01 50100 000	CM12 1AC02 50100 000
6	150	5,4	CM12 1AC03 60015 000	CM12 1AC04 60015 000
	300		CM12 1AC03 60030 000	CM12 1AC04 60030 000
	500		CM12 1AC03 60050 000	CM12 1AC04 60050 000
	1000		CM12 1AC03 60100 000	CM12 1AC04 60100 000
8	150	6,2	CM12 1AC03 80015 000	CM12 1AC04 80015 000
	300		CM12 1AC03 80030 000	CM12 1AC04 80030 000
	500		CM12 1AC03 80050 000	CM12 1AC04 80050 000
	1000		CM12 1AC03 80100 000	CM12 1AC04 80100 000
12	150	6,2	CM12 1AC03 C0015 000	CM12 1AC04 C0015 000
	300		CM12 1AC03 C0030 000	CM12 1AC04 C0030 000
	500		CM12 1AC03 C0050 000	CM12 1AC04 C0050 000
	1000		CM12 1AC03 C0100 000	CM12 1AC04 C0100 000



Right-angled

3	150	4,4	CM12 1AD01 30015 000	CM12 1AD02 30015 000
	300		CM12 1AD01 30030 000	CM12 1AD02 30030 000
	500		CM12 1AD01 30050 000	CM12 1AD02 30050 000
	1000		CM12 1AD01 30100 000	CM12 1AD02 30100 000
4	150	4,7	CM12 1AD01 40015 000	CM12 1AD02 40015 000
	300		CM12 1AD01 40030 000	CM12 1AD02 40030 000
	500		CM12 1AD01 40050 000	CM12 1AD02 40050 000
	1000		CM12 1AD01 40100 000	CM12 1AD02 40100 000
5	150	5,2	CM12 1AD01 50015 000	CM12 1AD02 50015 000
	300		CM12 1AD01 50030 000	CM12 1AD02 50030 000
	500		CM12 1AD01 50050 000	CM12 1AD02 50050 000
	1000		CM12 1AD01 50100 000	CM12 1AD02 50100 000
6	150	5,4	CM12 1AD03 60015 000	CM12 1AD04 60015 000
	300		CM12 1AD03 60030 000	CM12 1AD04 60030 000
	500		CM12 1AD03 60050 000	CM12 1AD04 60050 000
	1000		CM12 1AD03 60100 000	CM12 1AD04 60100 000
8	150	6,2	CM12 1AD03 80015 000	CM12 1AD04 80015 000
	300		CM12 1AD03 80030 000	CM12 1AD04 80030 000
	500		CM12 1AD03 80050 000	CM12 1AD04 80050 000
	1000		CM12 1AD03 80100 000	CM12 1AD04 80100 000

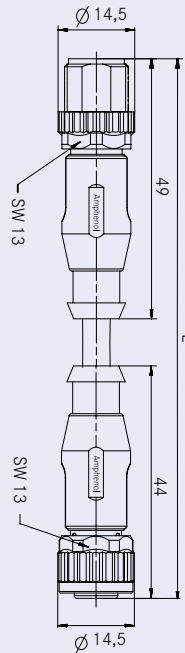


No. of Cont.	Cable Length L in cm	Cable Ø in mm	Part Number		Drawing	Figure
			Cable Type PVC	TPU		
Straight						
4	150	4,7	CM12 1AC01 40015 005	CM12 1AC02 40015 005		
	300		CM12 1AC01 40030 005	CM12 1AC02 40030 005		
	500		CM12 1AC01 40050 005	CM12 1AC02 40050 005		
	1000		CM12 1AC01 40100 005	CM12 1AC02 40100 005		
5	150	5,1	CM12 1AC03 50015 005	CM12 1AC04 50015 005		
	300		CM12 1AC03 50030 005	CM12 1AC04 50030 005		
	500		CM12 1AC03 50050 005	CM12 1AC04 50050 005		
	1000		CM12 1AC03 50100 005	CM12 1AC04 50100 005		
8	150	6,6	CM12 1AC03 80015 005	CM12 1AC04 80015 005		
	300		CM12 1AC03 80030 005	CM12 1AC04 80030 005		
	500		CM12 1AC03 80050 005	CM12 1AC04 80050 005		
	1000		CM12 1AC03 80100 005	CM12 1AC04 80100 005		
12	150	6,6	CM12 1AC05 C0015 005	CM12 1AC06 C0015 005		
	300		CM12 1AC05 C0030 005	CM12 1AC06 C0030 005		
	500		CM12 1AC05 C0050 005	CM12 1AC06 C0050 005		
	1000		CM12 1AC05 C0100 005	CM12 1AC06 C0100 005		
Right-angled						
4	150	4,7	CM12 1AD01 40015 005	CM12 1AD02 40015 005		
	300		CM12 1AD01 40030 005	CM12 1AD02 40030 005		
	500		CM12 1AD01 40050 005	CM12 1AD02 40050 005		
	1000		CM12 1AD01 40100 005	CM12 1AD02 40100 005		
5	150	5,1	CM12 1AD03 50015 005	CM12 1AD04 50015 005		
	300		CM12 1AD03 50030 005	CM12 1AD04 50030 005		
	500		CM12 1AD03 50050 005	CM12 1AD04 50050 005		
	1000		CM12 1AD03 50100 005	CM12 1AD04 50100 005		
8	150	6,6	CM12 1AD03 80015 005	CM12 1AD04 80015 005		
	300		CM12 1AD03 80030 005	CM12 1AD04 80030 005		
	500		CM12 1AD03 80050 005	CM12 1AD04 80050 005		
	1000		CM12 1AD03 80100 005	CM12 1AD04 80100 005		

No. of Cont.	Cable Length L in cm	Cable Ø inmm	Part Number		Drawing	Figure
			Cable Type			
			PVC	TPU		

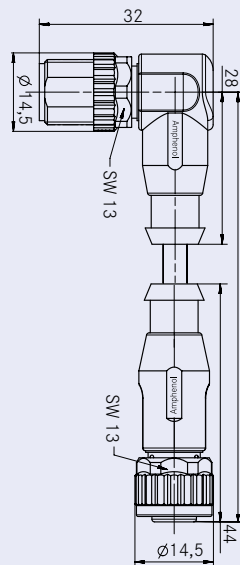
Female cable connector straight + Male cable connector straight

3	50	4,4	CM12 2AC01 30005 000	CM12 2AC02 30005 000
	150		CM12 2AC01 30015 000	CM12 2AC02 30015 000
	300		CM12 2AC01 30030 000	CM12 2AC02 30030 000
	500		CM12 2AC01 30050 000	CM12 2AC02 30050 000
	1000		CM12 2AC01 30100 000	CM12 2AC02 30100 000
4	50	4,7	CM12 2AC01 40005 000	CM12 2AC02 40005 000
	150		CM12 2AC01 40015 000	CM12 2AC02 40015 000
	300		CM12 2AC01 40030 000	CM12 2AC02 40030 000
	500		CM12 2AC01 40050 000	CM12 2AC02 40050 000
	1000		CM12 2AC01 40100 000	CM12 2AC02 40100 000
5	50	5,2	CM12 2AC01 50005 000	CM12 2AC02 50005 000
	150		CM12 2AC01 50015 000	CM12 2AC02 50015 000
	300		CM12 2AC01 50030 000	CM12 2AC02 50030 000
	500		CM12 2AC01 50050 000	CM12 2AC02 50050 000
	1000		CM12 2AC01 50100 000	CM12 2AC02 50100 000
6	50	5,4	CM12 2AC03 60005 000	CM12 2AC04 60005 000
	150		CM12 2AC03 60015 000	CM12 2AC04 60015 000
	300		CM12 2AC03 60030 000	CM12 2AC04 60030 000
	500		CM12 2AC03 60050 000	CM12 2AC04 60050 000
	1000		CM12 2AC03 60100 000	CM12 2AC04 60100 000
8	50	6,2	CM12 2AC03 80005 000	CM12 2AC04 80005 000
	150		CM12 2AC03 80015 000	CM12 2AC04 80015 000
	300		CM12 2AC03 80030 000	CM12 2AC04 80030 000
	500		CM12 2AC03 80050 000	CM12 2AC04 80050 000
	1000		CM12 2AC03 80100 000	CM12 2AC04 80100 000
12	50	6,2	CM12 2AC05 C0005 000	CM12 2AC06 C0005 000
	150		CM12 2AC05 C0015 000	CM12 2AC06 C0015 000
	300		CM12 2AC05 C0030 000	CM12 2AC06 C0030 000
	500		CM12 2AC05 C0050 000	CM12 2AC06 C0050 000
	1000		CM12 2AC05 C0100 000	CM12 2AC06 C0100 000



Female cable connector straight + Male cable connector right-angled

3	50	4,4	CM12 2AF01 30005 000	CM12 2AF02 30005 000
	150		CM12 2AF01 30015 000	CM12 2AF02 30015 000
	300		CM12 2AF01 30030 000	CM12 2AF02 30030 000
	500		CM12 2AF01 30050 000	CM12 2AF02 30050 000
	1000		CM12 2AF01 30100 000	CM12 2AF02 30100 000
4	50	4,7	CM12 2AF01 40005 000	CM12 2AF02 40005 000
	150		CM12 2AF01 40015 000	CM12 2AF02 40015 000
	300		CM12 2AF01 40030 000	CM12 2AF02 40030 000
	500		CM12 2AF01 40050 000	CM12 2AF02 40050 000
	1000		CM12 2AF01 40100 000	CM12 2AF02 40100 000
5	50	5,2	CM12 2AF01 50005 000	CM12 2AF02 50005 000
	150		CM12 2AF01 50015 000	CM12 2AF02 50015 000
	300		CM12 2AF01 50030 000	CM12 2AF02 50030 000
	500		CM12 2AF01 50050 000	CM12 2AF02 50050 000
	1000		CM12 2AF01 50100 000	CM12 2AF02 50100 000
6	50	5,4	CM12 2AF03 60005 000	CM12 2AF04 60005 000
	150		CM12 2AF03 60015 000	CM12 2AF04 60015 000
	300		CM12 2AF03 60030 000	CM12 2AF04 60030 000
	500		CM12 2AF03 60050 000	CM12 2AF04 60050 000
	1000		CM12 2AF03 60100 000	CM12 2AF04 60100 000
8	50	6,2	CM12 2AF03 80005 000	CM12 2AF04 80005 000
	150		CM12 2AF03 80015 000	CM12 2AF04 80015 000
	300		CM12 2AF03 80030 000	CM12 2AF04 80030 000
	500		CM12 2AF03 80050 000	CM12 2AF04 80050 000
	1000		CM12 2AF03 80100 000	CM12 2AF04 80100 000



No. of Cont.	Cable Length L in cm	Cable Ø in mm	Part Number		Drawing	Figure
			Cable Type			
			PVC	TPU		

Female cable connector right-angled + Male cable connector straight

3	50	4,4	CM12 2AD01 30005 000	CM12 2AD02 30005 000		
	150		CM12 2AD01 30015 000	CM12 2AD02 30015 000		
	300		CM12 2AD01 30030 000	CM12 2AD02 30030 000		
	500		CM12 2AD01 30050 000	CM12 2AD02 30050 000		
	1000		CM12 2AD01 30100 000	CM12 2AD02 30100 000		
4	50	4,7	CM12 2AD01 40005 000	CM12 2AD02 40005 000		
	150		CM12 2AD01 40015 000	CM12 2AD02 40015 000		
	300		CM12 2AD01 40030 000	CM12 2AD02 40030 000		
	500		CM12 2AD01 40050 000	CM12 2AD02 40050 000		
	1000		CM12 2AD01 40100 000	CM12 2AD02 40100 000		
5	50	5,2	CM12 2AD01 50005 000	CM12 2AD02 50005 000		
	150		CM12 2AD01 50015 000	CM12 2AD02 50015 000		
	300		CM12 2AD01 50030 000	CM12 2AD02 50030 000		
	500		CM12 2AD01 50050 000	CM12 2AD02 50050 000		
	1000		CM12 2AD01 50100 000	CM12 2AD02 50100 000		
6	50	5,4	CM12 2AD03 60005 000	CM12 2AD04 60005 000		
	150		CM12 2AD03 60015 000	CM12 2AD04 60015 000		
	300		CM12 2AD03 60030 000	CM12 2AD04 60030 000		
	500		CM12 2AD03 60050 000	CM12 2AD04 60050 000		
	1000		CM12 2AD03 60100 000	CM12 2AD04 60100 000		
8	50	6,2	CM12 2AD03 80005 000	CM12 2AD04 80005 000		
	150		CM12 2AD03 80015 000	CM12 2AD04 80015 000		
	300		CM12 2AD03 80030 000	CM12 2AD04 80030 000		
	500		CM12 2AD03 80050 000	CM12 2AD04 80050 000		
	1000		CM12 2AD03 80100 000	CM12 2AD04 80100 000		

Female cable connector right-angled + Male cable connector right-angled

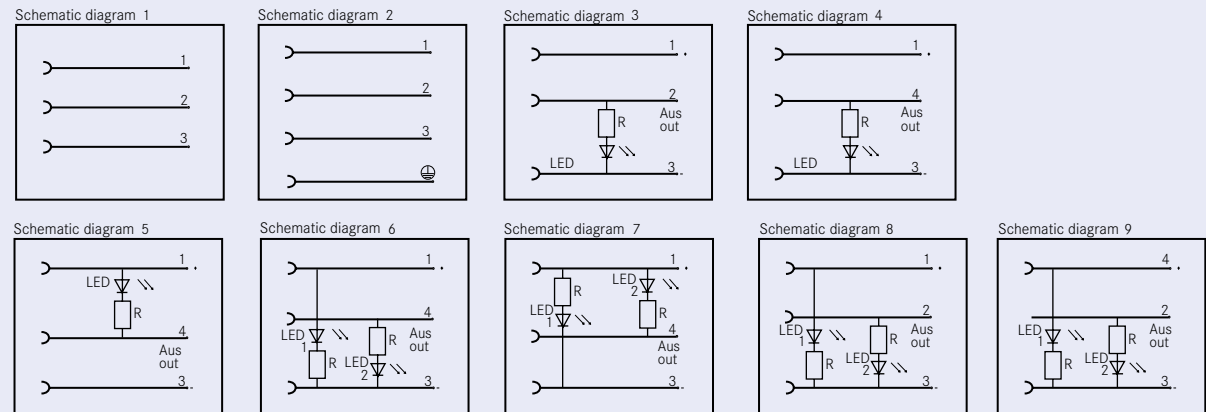
3	50	4,4	CM12 2AG01 30005 000	CM12 2AG02 30005 000		
	150		CM12 2AG01 30015 000	CM12 2AG02 30015 000		
	300		CM12 2AG01 30030 000	CM12 2AG02 30030 000		
	500		CM12 2AG01 30050 000	CM12 2AG02 30050 000		
	1000		CM12 2AG01 30100 000	CM12 2AG02 30100 000		
4	50	4,7	CM12 2AG01 40005 000	CM12 2AG02 40005 000		
	150		CM12 2AG01 40015 000	CM12 2AG02 40015 000		
	300		CM12 2AG01 40030 000	CM12 2AG02 40030 000		
	500		CM12 2AG01 40050 000	CM12 2AG02 40050 000		
	1000		CM12 2AG01 40100 000	CM12 2AG02 40100 000		
5	50	5,2	CM12 2AG01 50005 000	CM12 2AG02 50005 000		
	150		CM12 2AG01 50015 000	CM12 2AG02 50015 000		
	300		CM12 2AG01 50030 000	CM12 2AG02 50030 000		
	500		CM12 2AG01 50050 000	CM12 2AG02 50050 000		
	1000		CM12 2AG01 50100 000	CM12 2AG02 50100 000		
6	50	5,4	CM12 2AG03 60005 000	CM12 2AG04 60005 000		
	150		CM12 2AG03 60015 000	CM12 2AG04 60015 000		
	300		CM12 2AG03 60030 000	CM12 2AG04 60030 000		
	500		CM12 2AG03 60050 000	CM12 2AG04 60050 000		
	1000		CM12 2AG03 60100 000	CM12 2AG04 60100 000		
8	50	6,2	CM12 2AG03 80005 000	CM12 2AG04 80005 000		
	150		CM12 2AG03 80015 000	CM12 2AG04 80015 000		
	300		CM12 2AG03 80030 000	CM12 2AG04 80030 000		
	500		CM12 2AG03 80050 000	CM12 2AG04 80050 000		
	1000		CM12 2AG03 80100 000	CM12 2AG04 80100 000		

No. of Cont.	Cable Length L in cm	Cable Ø in mm	Part Number		Drawing	Figure
			PVC	TPU		
Female cable connector straight + Male cable connector straight						
4	50	4,7	CM12 2AC01 40005 005	CM12 2AC02 40005 005		
	150		CM12 2AC01 40015 005	CM12 2AC02 40015 005		
	300		CM12 2AC01 40030 005	CM12 2AC02 40030 005		
	500		CM12 2AC01 40050 005	CM12 2AC02 40050 005		
	1000		CM12 2AC01 40100 005	CM12 2AC02 40100 005		
5	50	5,1	CM12 2AC03 50005 005	CM12 2AC04 50005 005		
	150		CM12 2AC03 50015 005	CM12 2AC04 50015 005		
	300		CM12 2AC03 50030 005	CM12 2AC04 50030 005		
	500		CM12 2AC03 50050 005	CM12 2AC04 50050 005		
	1000		CM12 2AC03 50100 005	CM12 2AC04 50100 005		
8	50	6,6	CM12 2AC03 80005 005	CM12 2AC04 80005 005		
	150		CM12 2AC03 80015 005	CM12 2AC04 80015 005		
	300		CM12 2AC03 80030 005	CM12 2AC04 80030 005		
	500		CM12 2AC03 80050 005	CM12 2AC04 80050 005		
	1000		CM12 2AC03 80100 005	CM12 2AC04 80100 005		
12	50	6,6	CM12 2AC05 C0005 005	CM12 2AC06 C0005 005		
	150		CM12 2AC05 C0015 005	CM12 2AC06 C0015 005		
	300		CM12 2AC05 C0030 005	CM12 2AC06 C0030 005		
	500		CM12 2AC05 C0050 005	CM12 2AC06 C0050 005		
	1000		CM12 2AC05 C0100 005	CM12 2AC06 C0100 005		

Other version available upon request.

General Characteristics

Schematic diagram



Electrical Characteristics	with LED	without LED
Rated voltage	30 V	250 V
Current rating by $T_u = 40^\circ \text{C}$	3,5 A	7 A
Pollution degree	3	
Termination	Screw	
Wire gauge	0,14-0,5 mm ² (AWG 24-20)	
Flammability	UL94 V-0	
Climatic Characteristics		
Temperature range	-30° C ... +80° C / -22° F ... +176° F	
Mechanical Characteristics		
IP rating (mated)	65	
Mechanical operation	> 500 mating cycles	
Cable diameter	max. 7,0 mm	
Materials		
Contact	Cu Zn	
Contact plating	Au	
Insert	PBT, UL94 V-0	
Coupling nut / - screw	PA6, UL 94V-0	
Housing material	PA12, UL94 V-0	

sensor|mate CM12 A-coded | Female Cable Connector | Unshielded | Special Design ¹⁾

No. of Cont.	LED 1	LED 2	Contacts	Schematic diagram	Part Number	Drawing	Figure
Right-angled							
3	-	-	3	1	C112 13D004 000 01		
	-	-	3+PE	2	C112 13D004 000 02		
	Yellow	-	3	3	C112 13D004 000 03		
	Yellow	-	3	4	C112 13D004 000 04		
	Yellow	-	3	5	C112 13D004 000 05		
	Green	Yellow	3	6	C112 13D004 000 06		
	Green	Yellow	3	7	C112 13D004 000 07		
	Green	Yellow	3	8	C112 13D004 000 08		
3+PE	Green	Yellow	3	9	C112 13D004 000 09		

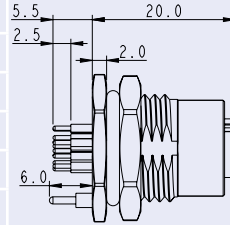
No. of Cont.	Fixing thread	Connection	Part Number	Drawing	Figure		
Female straight, front fastened, Metal housing							
4	PG9	Solder pin	M12A-04PFFS-SF8001				
	M16x1,5	Solder pin	M12A-04PFFS-SF8002				
5	PG9	Solder pin	M12A-05PFFS-SF8001				
	M16x1,5	Solder pin	M12A-05PFFS-SF8002				
8	PG9	Solder pin	M12A-08PFFS-SF8001				
	M16x1,5	Solder pin	M12A-08PFFS-SF8002				
12	PG9	Solder pin	M12A-12PFFS-SF8001				
	M16x1,5	Solder pin	M12A-12PFFS-SF8002				
4	PG9	PCB	M12A-04PFFP-SF8001				
	M16x1,5	PCB	M12A-04PFFP-SF8002				
5	PG9	PCB	M12A-05PFFP-SF8001				
	M16x1,5	PCB	M12A-05PFFP-SF8002				
8	PG9	PCB	M12A-08PFFP-SF8001				
	M16x1,5	PCB	M12A-08PFFP-SF8002				
12	PG9	PCB	M12A-12PFFP-SF8001				
	M16x1,5	PCB	M12A-12PFFP-SF8002				
4	PG9	Wire 150 mm	M12A-04PFFS-SF8B15				
	M16x1,5	Wire 150 mm	M12A-04PFFS-SF8C15				
5	PG9	Wire 150 mm	M12A-05PFFS-SF8B15				
	M16x1,5	Wire 150 mm	M12A-05PFFS-SF8C15				
8	PG9	Wire 150 mm	M12A-08PFFS-SF8B15				
	M16x1,5	Wire 150 mm	M12A-08PFFS-SF8C15				
12	PG9	Wire 150 mm	M12A-12PFFS-SF8B15				
	M16x1,5	Wire 150 mm	M12A-12PFFS-SF8C15				
4	PG9	Wire 300 mm	M12A-04PFFS-SF8B30				
	M16x1,5	Wire 300 mm	M12A-04PFFS-SF8C30				
5	PG9	Wire 300 mm	M12A-05PFFS-SF8B30				
	M16x1,5	Wire 300 mm	M12A-05PFFS-SF8C30				
8	PG9	Wire 300 mm	M12A-08PFFS-SF8B30				
	M16x1,5	Wire 300 mm	M12A-08PFFS-SF8C30				
12	PG9	Wire 300 mm	M12A-12PFFS-SF8B30				
	M16x1,5	Wire 300 mm	M12A-12PFFS-SF8C30				
4	PG9	Wire 500 mm	M12A-04PFFS-SF8B50				
	M16x1,5	Wire 500 mm	M12A-04PFFS-SF8C50				
5	PG9	Wire 500 mm	M12A-05PFFS-SF8B50				
	M16x1,5	Wire 500 mm	M12A-05PFFS-SF8C50				
8	PG9	Wire 500 mm	M12A-08PFFS-SF8B50				
	M16x1,5	Wire 500 mm	M12A-08PFFS-SF8C50				
12	PG9	Wire 500 mm	M12A-12PFFS-SF8B50				
	M16x1,5	Wire 500 mm	M12A-12PFFS-SF8C50				

Other version available upon request.

No. of Cont.	Fixing thread	Connection	Shielded	Part Number	Drawing	Figure
--------------	---------------	------------	----------	-------------	---------	--------

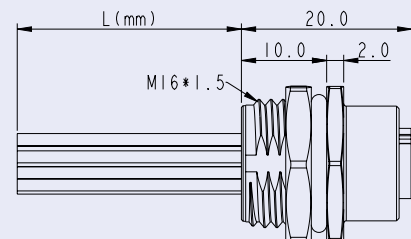
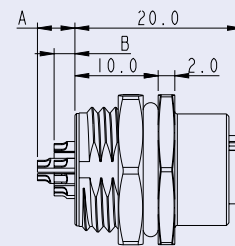
Female straight, front fastened, Metal housing

4	PG9	PCB	•	MSAS-04PFFP-SF8001
	M16x1,5	PCB	•	MSAS-04PFFP-SF8002
5	PG9	PCB	•	MSAS-05PFFP-SF8001
	M16x1,5	PCB	•	MSAS-05PFFP-SF8002
8	PG9	PCB	•	MSAS-08PFFP-SF8001
	M16x1,5	PCB	•	MSAS-08PFFP-SF8002
12	PG9	PCB	•	MSAS-12PFFP-SF8001
	M16x1,5	PCB	•	MSAS-12PFFP-SF8002



Female straight, rear fastened, Metal housing

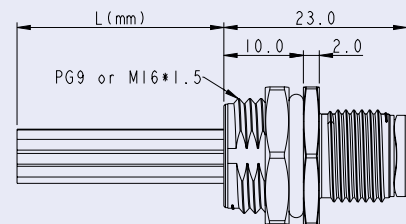
4	PG9	Solder pin		M1 2A-04PFFS-SH8001
	M16x1,5	Solder pin		M1 2A-04PFFS-SH8002
5	PG9	Solder pin		M1 2A-05PFFS-SH8001
	M16x1,5	Solder pin		M1 2A-05PFFS-SH8002
8	PG9	Solder pin		M1 2A-08PFFS-SH8001
	M16x1,5	Solder pin		M1 2A-08PFFS-SH8002
12	PG9	Solder pin		M1 2A-12PFFS-SH8001
	M16x1,5	Solder pin		M1 2A-12PFFS-SH8002
4	PG9	Wire 150 mm		M1 2A-04PFFS-SH8B15
	M16x1,5	Wire 150 mm		M1 2A-04PFFS-SH8C15
5	PG9	Wire 150 mm		M1 2A-05PFFS-SH8B15
	M16x1,5	Wire 150 mm		M1 2A-05PFFS-SH8C15
8	PG9	Wire 150 mm		M1 2A-08PFFS-SH8B15
	M16x1,5	Wire 150 mm		M1 2A-08PFFS-SH8C15
12	PG9	Wire 150 mm		M1 2A-12PFFS-SH8B15
	M16x1,5	Wire 150 mm		M1 2A-12PFFS-SH8C15
4	PG9	Wire 300 mm		M1 2A-04PFFS-SH8B30
	M16x1,5	Wire 300 mm		M1 2A-04PFFS-SH8C30
5	PG9	Wire 300 mm		M1 2A-05PFFS-SH8B30
	M16x1,5	Wire 300 mm		M1 2A-05PFFS-SH8C30
8	PG9	Wire 300 mm		M1 2A-08PFFS-SH8B30
	M16x1,5	Wire 300 mm		M1 2A-08PFFS-SH8C30
12	PG9	Wire 300 mm		M1 2A-12PFFS-SH8B30
	M16x1,5	Wire 300 mm		M1 2A-12PFFS-SH8C30
4	PG9	Wire 500 mm		M1 2A-04PFFS-SH8B50
	M16x1,5	Wire 500 mm		M1 2A-04PFFS-SH8C50
5	PG9	Wire 500 mm		M1 2A-05PFFS-SH8B50
	M16x1,5	Wire 500 mm		M1 2A-05PFFS-SH8C50
8	PG9	Wire 500 mm		M1 2A-08PFFS-SH8B50
	M16x1,5	Wire 500 mm		M1 2A-08PFFS-SH8C50
12	PG9	Wire 500 mm		M1 2A-12PFFS-SH8B50
	M16x1,5	Wire 500 mm		M1 2A-12PFFS-SH8C50





No. of Cont.	Fixing thread	Connection	Part Number	Drawing	Figure		
Male straight, front fastened, Metal housing							
4	PG9	Solder pin	M12A-04PMMS-SF8001				
	M16x1,5	Solder pin	M12A-04PMMS-SF8002				
5	PG9	Solder pin	M12A-05PMMS-SF8001				
	M16x1,5	Solder pin	M12A-05PMMS-SF8002				
8	PG9	Solder pin	M12A-08PMMS-SF8001				
	M16x1,5	Solder pin	M12A-08PMMS-SF8002				
12	PG9	Solder pin	M12A-12PMMS-SF8001				
	M16x1,5	Solder pin	M12A-12PMMS-SF8002				
4	PG9	PCB	M12A-04PMMP-SF8001				
	M16x1,5	PCB	M12A-04PMMP-SF8002				
5	PG9	PCB	M12A-05PMMP-SF8001				
	M16x1,5	PCB	M12A-05PMMP-SF8002				
8	PG9	PCB	M12A-08PMMP-SF8001				
	M16x1,5	PCB	M12A-08PMMP-SF8002				
12	PG9	PCB	M12A-12PMMP-SF8001				
	M16x1,5	PCB	M12A-12PMMP-SF8002				
4	PG9	Wire 150 mm	M12A-04PMMS-SF8B15				
	M16x1,5	Wire 150 mm	M12A-04PMMS-SF8C15				
5	PG9	Wire 150 mm	M12A-05PMMS-SF8B15				
	M16x1,5	Wire 150 mm	M12A-05PMMS-SF8C15				
8	PG9	Wire 150 mm	M12A-08PMMS-SF8B15				
	M16x1,5	Wire 150 mm	M12A-08PMMS-SF8C15				
12	PG9	Wire 150 mm	M12A-12PMMS-SF8B15				
	M16x1,5	Wire 150 mm	M12A-12PMMS-SF8C15				
4	PG9	Wire 300 mm	M12A-04PMMS-SF8B30				
	M16x1,5	Wire 300 mm	M12A-04PMMS-SF8C30				
5	PG9	Wire 300 mm	M12A-05PMMS-SF8B30				
	M16x1,5	Wire 300 mm	M12A-05PMMS-SF8C30				
8	PG9	Wire 300 mm	M12A-08PMMS-SF8B30				
	M16x1,5	Wire 300 mm	M12A-08PMMS-SF8C30				
12	PG9	Wire 300 mm	M12A-12PMMS-SF8B30				
	M16x1,5	Wire 300 mm	M12A-12PMMS-SF8C30				
4	PG9	Wire 500 mm	M12A-04PMMS-SF8B50				
	M16x1,5	Wire 500 mm	M12A-04PMMS-SF8C50				
5	PG9	Wire 500 mm	M12A-05PMMS-SF8B50				
	M16x1,5	Wire 500 mm	M12A-05PMMS-SF8C50				
8	PG9	Wire 500 mm	M12A-08PMMS-SF8B50				
	M16x1,5	Wire 500 mm	M12A-08PMMS-SF8C50				
12	PG9	Wire 500 mm	M12A-12PMMS-SF8B50				
	M16x1,5	Wire 500 mm	M12A-12PMMS-SF8C50				

Other version available upon request.

No. of Cont.	Fixing thread	Connection	Shielded	Part Number	Drawing	Figure		
Male straight, front fastened, Metal housing								
4	PG9	PCB	•	MSAS-04PMMP-SF8001				
	M16x1,5	PCB	•	MSAS-04PMMP-SF8002				
5	PG9	PCB	•	MSAS-05PMMP-SF8001				
	M16x1,5	PCB	•	MSAS-05PMMP-SF8002				
8	PG9	PCB	•	MSAS-08PMMP-SF8001				
	M16x1,5	PCB	•	MSAS-08PMMP-SF8002				
12	PG9	PCB	•	MSAS-12PMMP-SF8001				
	M16x1,5	PCB	•	MSAS-12PMMP-SF8002				
Male straight, rear fastened, Metal housing								
4	PG9	Solder pin		M12A-04PMMS-SH8001				
	M16x1,5	Solder pin		M12A-04PMMS-SH8002				
5	PG9	Solder pin		M12A-05PMMS-SH8001				
	M16x1,5	Solder pin		M12A-05PMMS-SH8002				
8	PG9	Solder pin		M12A-08PMMS-SH8001				
	M16x1,5	Solder pin		M12A-08PMMS-SH8002				
12	PG9	Solder pin		M12A-12PMMS-SH8001				
	M16x1,5	Solder pin		M12A-12PMMS-SH8002				
4	PG9	Wire 150 mm		M12A-04PMMS-SH8B15				
	M16x1,5	Wire 150 mm		M12A-04PMMS-SH8C15				
5	PG9	Wire 150 mm		M12A-05PMMS-SH8B15				
	M16x1,5	Wire 150 mm		M12A-05PMMS-SH8C15				
8	PG9	Wire 150 mm		M12A-08PMMS-SH8B15				
	M16x1,5	Wire 150 mm		M12A-08PMMS-SH8C15				
12	PG9	Wire 150 mm		M12A-12PMMS-SH8B15				
	M16x1,5	Wire 150 mm		M12A-12PMMS-SH8C15				
4	PG9	Wire 300 mm		M12A-04PMMS-SH8B30				
	M16x1,5	Wire 300 mm		M12A-04PMMS-SH8C30				
5	PG9	Wire 300 mm		M12A-05PMMS-SH8B30				
	M16x1,5	Wire 300 mm		M12A-05PMMS-SH8C30				
8	PG9	Wire 300 mm		M12A-08PMMS-SH8B30				
	M16x1,5	Wire 300 mm		M12A-08PMMS-SH8C30				
12	PG9	Wire 300 mm		M12A-12PMMS-SH8B30				
	M16x1,5	Wire 300 mm		M12A-12PMMS-SH8C30				
4	PG9	Wire 500 mm		M12A-04PMMS-SH8B50				
	M16x1,5	Wire 500 mm		M12A-04PMMS-SH8C50				
5	PG9	Wire 500 mm		M12A-05PMMS-SH8B50				
	M16x1,5	Wire 500 mm		M12A-05PMMS-SH8C50				
8	PG9	Wire 500 mm		M12A-08PMMS-SH8B50				
	M16x1,5	Wire 500 mm		M12A-08PMMS-SH8C50				
12	PG9	Wire 500 mm		M12A-12PMMS-SH8B50				
	M16x1,5	Wire 500 mm		M12A-12PMMS-SH8C50				

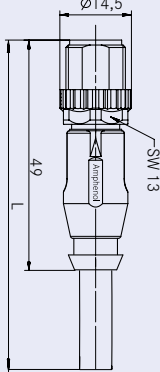



General Characteristics	Standard	Characteristics
Number of contacts		4
View of termination side of male contact insert	DIN EN 61076-2-101	
Contact arrangement		1 - Yellow 2 - White 3 - Orange 4 - Blue
Electrical Characteristics		
Rated voltage	IEC 60664-1	60 V
Current rating by + 40 °C / + 104 °F	IEC 60512-5-2	3 A
Insulation resistance	IEC 60512-3-1	≥ 100 MΩ
Pollution degree	IEC 60664-1	3 / 2
Category		Cat 5E
Climatic Characteristics		
Temperature range	IEC 60068-1	- 20 °C ... + 80 °C / - 4 °F ... + 176 °F
Mechanical Characteristics		
IP rating	IEC 60529	IP68 mated
Mechanical operation	IEC 60512-9-1	≥ 100 Mating cycles
Materials		
Contact		CuSn
Contact plating		Ni, Au
Insert		PA, UL, Black
Coupling ring / -screw		GD-Zn, Ni
Over molding material		TPU, UL 94, Black
Gasket		FPM, Black
Cable		
TPU		2YH(ST)C11Y
2 x 2 x AWG 22		Yellow/White/Orange/Blue
Cable Color		Green
Shielded		CAT 5E
Miscellaneous		Halogen free UV resistant Suitable for drag chain

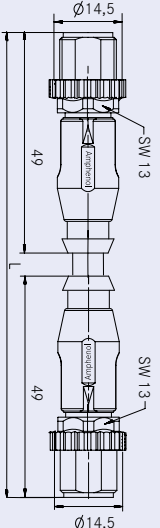



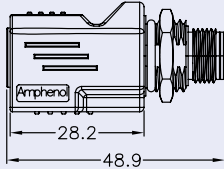

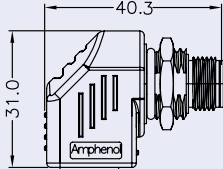

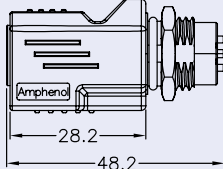

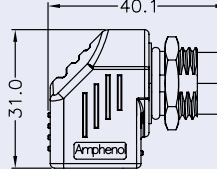

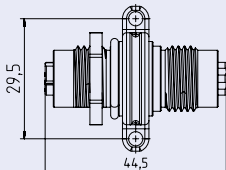

Other version available upon request.

sensor|mate CM12 D-coded | Male Cable Connector | Molded | Shielded

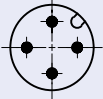
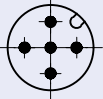

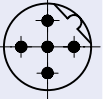
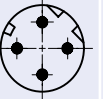
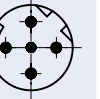

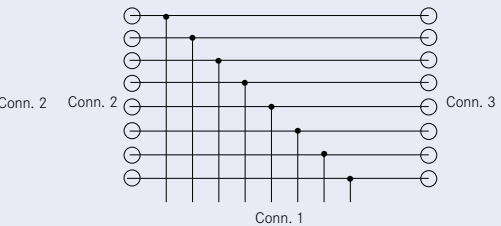
No. of Cont.	Cable Length L in cm	Cable Ø in mm	Part Number Cable Type TPU	Drawing	Figure
Straight					
4	60 100 200 300 500 1000	6,7	CM12 1DA33 40006 005 CM12 1DA33 40010 005 CM12 1DA33 40020 005 CM12 1DA33 40030 005 CM12 1DA33 40050 005 CM12 1DA33 40100 005		

sensor|mate CM12 D-coded | Connection Cable | Shielded

No. of Cont.	Cable Length L in cm	Cable Ø in mm	Part Number Cable Type TPU	Drawing	Figure
Male cable connector straight + Male cable connector straight					
4	60 100 200 300	6,7	CM12 2DA33 40006 005 CM12 2DA33 40010 005 CM12 2DA33 40020 005 CM12 2DA33 40030 005		

No. of Cont.	Cable Length L in cm	Part Number	Drawing	Figure
Male cable connector straight				
4		RJS-12D04FM-LS8001		
Male cable connector right-angled				
4		RJS-12D04FM-RS8001		
Female cable connector straight				
4		RJS-12D04FF-LS8001		
Female cable connector right-angled				
4		RJS-12D04FF-RS8001		
Gender charger				
4		CM12 3DC00 90000 011		

Other version available upon request.

General Characteristics		Standard		Characteristics					
Number of contacts				4	5	4	5	4	5
Coding				A-coded		B-coded		D-coded	
View of termination side of male contact insert									
Electrical Characteristics									
Rated voltage	IEC 60664-1			60 V					
Current rating by + 40 °C / + 104 °F	IEC 60512-5-2			4 A					
Insulation resistance	IEC 60512-3-1			≥ 100 MΩ					
Pollution degree	IEC 60664-1			3 / 2					
Category				Cat 5E					
Climatic Characteristics									
Temperature range	IEC 60068-1			- 20 °C ... + 80 °C / - 4 °F ... + 176 °F					
Mechanical Characteristics									
IP rating	IEC 60529			IP68 mated					
Mechanical operation	IEC 60512-9-1			≥ 100 mating cycles					
Materials									
Contact				CuSn					
Contact plating				Ni, Au					
Insert				PA, UL, bk					
Coupling nut / - screw				GD-Zn, Ni					
Over molding material				TPU, UL 94, bk					
Gasket				Viton					
Wiring	<div style="display: flex; justify-content: space-around;"> <div style="text-align: center;"> <p>I Adapter</p>  </div> <div style="text-align: center;"> <p>T & Y Adapter</p>  </div> </div>								

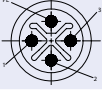
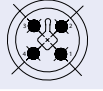
sensor|mate CM12 I Adapter

Coding	No. of Cont.	Nut		Drawing	Figure	
		Metal	Plastic			
Male / Male						
A	4	SS-000404-0MM-IS001	PS-000404-0MM-IS001			
A	5	SS-000505-0MM-IS001	PS-000505-0MM-IS001			
B	4	SB-000404-0MM-IS001	PB-000404-0MM-IS001			
B	5	SB-000505-0MM-IS001	PB-000505-0MM-IS001			
D	4	SD-000404-0MM-IS001	PD-000404-0MM-IS001			
Female / Female						
A	4	SS-000404-OFF-IS001	PS-000404-OFF-IS001			
A	5	SS-000505-OFF-IS001	PS-000505-OFF-IS001			
B	4	SB-000404-OFF-IS001	PB-000404-OFF-IS001			
B	5	SB-000505-OFF-IS001	PB-000505-OFF-IS001			
D	4	SD-000404-OFF-IS001	PD-000404-OFF-IS001			
Male / Female						
A	4	SS-000404-0MF-IS001	PS-000404-0MF-IS001			
A	5	SS-000505-0MF-IS001	PS-000505-0MF-IS001			
B	4	SB-000404-0MF-IS001	PB-000404-0MF-IS001			
B	5	SB-000505-0MF-IS001	PB-000505-0MF-IS001			
D	4	SD-000404-0MF-IS001	PD-000404-0MF-IS001			

sensor|mate CM12 T Adapter

Coding	No. of Cont.	Nut		Drawing	Figure	
		Metal	Plastic			
Male / Male / Male						
A	4	SS-040404-MMM-TS001	PS-040404-MMM-TS001			
A	5	SS-050505-MMM-TS001	PS-050505-MMM-TS001			
B	4	SB-040404-MMM-TS001	PB-040404-MMM-TS001			
B	5	SB-050505-MMM-TS001	PB-050505-MMM-TS001			
Female / Female / Female						
A	4	SS-040404-FFF-TS001	PS-040404-FFF-TS001			
A	5	SS-050505-FFF-TS001	PS-050505-FFF-TS001			
B	4	SB-040404-FFF-TS001	PB-040404-FFF-TS001			
B	5	SB-050505-FFF-TS001	PB-050505-FFF-TS001			
Male / Female / Female						
A	4	SS-040404-MFF-TS001	PS-040404-MFF-TS001			
A	5	SS-050505-MFF-TS001	PS-050505-MFF-TS001			
B	4	SB-040404-MFF-TS001	PB-040404-MFF-TS001			
B	5	SB-050505-MFF-TS001	PB-050505-MFF-TS001			
Female / Male / Female						
A	4	SS-040404-FMF-TS001	PS-040404-FMF-TS001			
A	5	SS-050505-FMF-TS001	PS-050505-FMF-TS001			
B	4	SB-040404-FMF-TS001	PB-040404-FMF-TS001			
B	5	SB-050505-FMF-TS001	PB-050505-FMF-TS001			

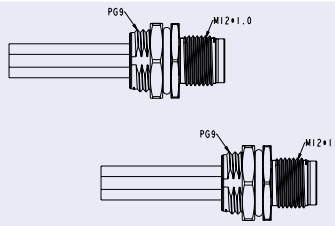

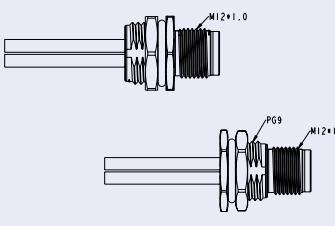

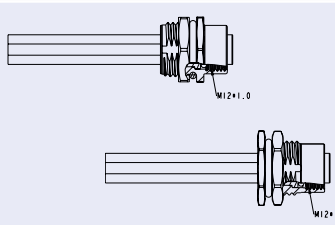

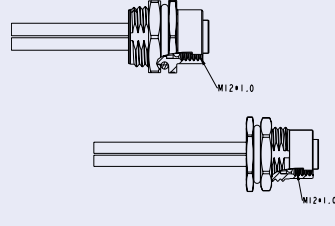

Coding	No. of Cont.	Nut		Drawing	Figure	
		Metal	Plastic			
Male / Male / Male						
A	4	SS-040404-MMM-YS001	PS-040404-MMM-YS001			
A	5	SS-050505-MMM-YS001	PS-050505-MMM-YS001			
B	4	SB-040404-MMM-YS001	PB-040404-MMM-YS001			
B	5	SB-050505-MMM-YS001	PB-050505-MMM-YS001			
Female / Female / Female						
A	4	SS-040404-FFF-YS001	PS-040404-FFF-YS001			
A	5	SS-050505-FFF-YS001	PS-050505-FFF-YS001			
B	4	SB-040404-FFF-YS001	PB-040404-FFF-YS001			
B	5	SB-050505-FFF-YS001	PB-050505-FFF-YS001			
Male / Female / Female						
A	4	SS-040404-MFF-YS001	PS-040404-MFF-YS001			
A	5	SS-050505-MFF-YS001	PS-050505-MFF-YS001			
B	4	SB-040404-MFF-YS001	PB-040404-MFF-YS001			
B	5	SB-050505-MFF-YS001	PB-050505-MFF-YS001			
Female / Male / Female						
A	4	SS-040404-FMF-YS001	PS-040404-FMF-YS001			
A	5	SS-050505-FMF-YS001	PS-050505-FMF-YS001			
B	4	SB-040404-FMF-YS001	PB-040404-FMF-YS001			
B	5	SB-050505-FMF-YS001	PB-050505-FMF-YS001			


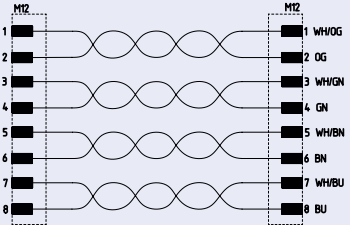
General Characteristics	Standard	Characteristics	
Number of contacts		3+PE	4
View of termination side of male contact insert	IEC 61076-2-111	S-coded 	T-coded 
Contact arrangement		1 - Brown 2 - White 3 - Blue 4 / PE - Black	
Electrical Characteristics			
Rated voltage	IEC 60664-1	630 V	63 V
Current rating by + 40 °C / + 104 °F	IEC 60512-5-2	12 A	
Insulation resistance	IEC 60512-3-1	≥ 100 MΩ	
Pollution degree	IEC 60664-1	3 / 2	
Climatic Characteristics			
Temperature range	IEC 60068-1	- 40 °C ... + 85 °C / - 40 °F ... + 185 °F	
Mechanical Characteristics			
IP rating	IEC 60529	IP67 mated	
Mechanical operation	IEC 60512-9-1	≥ 100 mating cycles	
Wire gauge		AWG16 / 1,5 mm ²	
Materials			
Contact		CuSn	
Contact plating		Ni, Au	
Insert		PA, UL, bk	
Coupling nut / - screw		GD-Zn, Ni	
Over molding material		TPU, UL 94, bk	
Gasket		FPM, bk	

Other version available upon request.

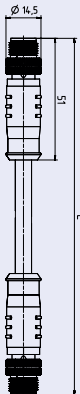

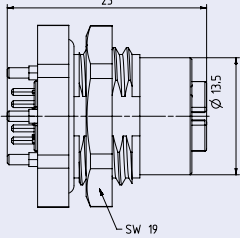

Cable- Ø	Coding	Cable Length L in cm	Part Number	Drawing	Figure
Male cable connector straight, 4-pole					
8 - 10 mm	S		M12S-04BMMB-SL7002		
8 - 10 mm	T		M12T-04BMMB-SL7002		
Female cable connector straight, 4-pole					
8 - 10 mm	S		M12S-04BFFB-SL7002		
8 - 10 mm	T		M12T-04BFFB-SL7002		

Other version available upon request.

Coding	Cable Length L in cm	Part Number ¹⁾	Drawing	Figure
Male receptacle, 4-pole				
S	30	M12S-04PMMS-SH8B15 M12S-04PMMS-SF8B15 M12S-04PMMS-SH8B30 M12S-04PMMS-SF8B30 M12S-04PMMS-SH8B50 M12S-04PMMS-SF8B50		
T	30	M12T-04PMMS-SH8B15 M12T-04PMMS-SF8B15 M12T-04PMMS-SH8B30 M12T-04PMMS-SF8B30 M12T-04PMMS-SH8B50 M12T-04PMMS-SF8B50		
Female receptacle, 4-pole				
S	30	M12S-04PFFS-SH8B15 M12S-04PFFS-SF8B15 M12S-04PFFS-SH8B30 M12S-04PFFS-SF8B30 M12S-04PFFS-SH8B50 M12S-04PFFS-SF8B50		
T	30	M12T-04PFFS-SH8B15 M12T-04PFFS-SF8B15 M12T-04PFFS-SH8B30 M12T-04PFFS-SF8B30 M12T-04PFFS-SH8B50 M12T-04PFFS-SF8B50		

General Characteristics	Standard	Characteristics
Number of contacts		8
View of termination side of male contact insert	IEC 61076-2-109	
Contact arrangement		
Electrical Characteristics		
Rated voltage		50 V AG / 60 V DC
Current rating by + 40 °C / + 104 °F		0,5 A
Insulation resistance		≥ 100 MΩ
Pollution degree		3
Category		Standard Cat 6a / 10 Gbit/s
Climatic Characteristics		
Temperature range		- 25 °C ... + 85 °C / - 13 °F ... + 185 °F
Mechanical Characteristics		
IP rating		IP67 mated
Mechanical operation		≥ 100 mating cycles
Materials		
Contact		CuZn
Contact plating		Au
Insert		PA66 bk
Coupling nut / - screw		CuZn
Over molding material		TPU bk
Gasket		EPDM
Protection cap		PVC bk
Cable		
Building		4 x 2 x AWG 26 / 7
Color		Water Blue RAL 5021
Diameter		6,6 mm ± 0,3 mm
Material		TPU

Other version available upon request.

Coding	Cable Length L in cm	Part Number	Drawing	Figure
Connection cable				
8	60 100 200 300 500 1000 2000	P80589-M0,6 P80589-M1 P80589-M2 P80589-M3 P80589-M5 P80589-M10 P80589-M20		
Male				
8		P80590		

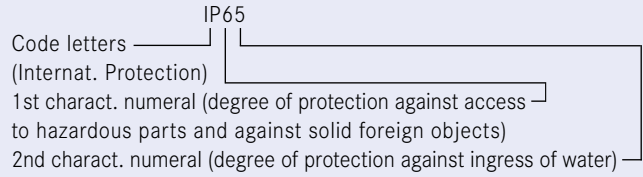
Description	Part Number	Figure
Blind plug		
M8		
Female	CAP-WBBFSMA1	
Male	CAP-WBBMSMA1	
M12 (Male)		
Plastic	CAP-WBDMSMA1	
Metal	CAP-WBDMSMA2	
M12 (Female)		
Plastic	CAP-WBDFSMA1	
Metal	CAP-WBDFSMA2	
Materials		
Plastic	PC+ABS, bk	
Metal	CuZn, nickel plated	
Gasket	EPDM, bk	
Degree of protection	IP67	

Other version available upon request.

Degree of Protection

Electrical devices to which connectors belong to have to be protected for safety reasons from outside influences like dust, foreign objects, direct contact, moisture and water. This protection is provided on industrial connectors by its housings with their latching devices and sealed cable entries. The degree of protection can be selected depending on the type of intended use. The standard IEC 60529 and/or DIN EN 60529/VDE 0470 Part 1 has specified the degree of protection and divided into several classes.

The degree of protection is indicated in the following way:



1st charact. numeral	Brief description	Definition
0	Non-protected	—
1	Protected against access to hazardous parts with the back of a hand. Protected against solid foreign objects of $\geq 50\text{mm } \varnothing$.	The probe, sphere of $50\text{mm } \varnothing$, shall not fully penetrate and shall have adequate clearance from hazardous parts.
2	Protected against access to hazardous parts with a finger. Protected against solid foreign objects of $\geq 12.5\text{mm } \varnothing$.	The jointed test finger of $12\text{mm } \varnothing$, 80mm length, shall have adequate clearance from hazardous parts. The probe, sphere of $12.5\text{mm } \varnothing$, shall not fully penetrate.
3	Protected against access to hazardous parts with a tool. Protected against solid foreign objects of $\geq 2.5\text{mm } \varnothing$.	The probe of $2.5\text{mm } \varnothing$ shall not penetrate at all.
4	Protected against access to hazardous parts with a wire. Protected against solid foreign objects of $\geq 1\text{mm } \varnothing$.	The probe of $1\text{mm } \varnothing$ shall not penetrate at all.
5	Protected against access to hazardous parts with a wire. Dust-protected.	The probe of $1\text{mm } \varnothing$ shall not penetrate. Intrusion of dust is not totally prevented, but dust shall not penetrate in a quantity to interfere with satisfactory operation of the device or to impair safety.
6	Protected against access to hazardous parts with a wire. Dust-tight.	The probe of $1\text{mm } \varnothing$ shall not penetrate. No intrusion of dust.

2nd charact. numeral	Brief description	Definition
0	Non-protected	—
1	Protected against vertically falling water drops	Vertically falling drops shall have no harmful effects.
2	Protected against vertically falling water drops when enclosure tilted up to 15°	Vertically falling drops shall have no harmful effects when the enclosure is tilted at any angle up to 15° on either side of the vertical.
3	Protected against spraying water	Water sprayed at an angle up to 60° on either side of the vertical shall have no harmful effects
4	Protected against splashing water	Water splashed against the enclosure from any direction shall have no harmful effects
5	Protected against water jets	Water projected in jets against the enclosure from any direction shall have no harmful effects.
6	Protected against powerful water jets	Water projected in powerful jets against the enclosure from any direction shall have no harmful effects.
7	Protected against the effects of temporary immersion in water	Intrusion of water in quantities causing harmful effects shall not be possible when the enclosure is temporarily immersed in water for 30 min. in 1m depth.
8	Protected against the effects of continuous immersion in water	Intrusion of water in quantities causing harmful effects shall not be possible when the enclosure is continuously immersed in water under conditions which shall be agreed between manufacturer and user but which are more severe than for numeral 7.
9K ¹⁾	Protected against water during high pressure/ steam jet cleaning	Water projected in powerful jets with high pressure against the enclosure from any direction shall have no harmful effects.

Part Number	Page	Part Number	Page	Part Number	Page	Part Number	Page
C112 13D004 000 01	25	CM08 1AB04 30010 000	10	CM08 1AD03 30100 005	13	CM08 2AC03 40030 000	14
C112 13D004 000 02	25	CM08 1AB04 30010 005	11	CM08 1AD03 40010 000	12	CM08 2AC03 40030 005	15
C112 13D004 000 03	25	CM08 1AB04 30020 000	10	CM08 1AD03 40010 005	13	CM08 2AC04 30003 000	14
C112 13D004 000 04	25	CM08 1AB04 30020 005	11	CM08 1AD03 40020 000	12	CM08 2AC04 30003 005	15
C112 13D004 000 05	25	CM08 1AB04 30050 000	10	CM08 1AD03 40020 005	13	CM08 2AC04 30006 000	14
C112 13D004 000 06	25	CM08 1AB04 30050 005	11	CM08 1AD03 40050 000	12	CM08 2AC04 30006 005	15
C112 13D004 000 07	25	CM08 1AB04 30100 000	10	CM08 1AD03 40050 005	13	CM08 2AC04 30015 000	14
C112 13D004 000 08	25	CM08 1AB04 30100 005	11	CM08 1AD03 40100 000	12	CM08 2AC04 30015 005	15
C112 13D004 000 09	25	CM08 1AB04 40010 000	10	CM08 1AD03 40100 005	13	CM08 2AC04 30030 000	14
CAP-WBBFSMA1	42	CM08 1AB04 40010 005	11	CM08 1AD04 30010 000	12	CM08 2AC04 30030 005	15
CAP-WBBMSMA1	42	CM08 1AB04 40020 000	10	CM08 1AD04 30010 005	13	CM08 2AC04 40003 000	14
CAP-WBDFSMA1	42	CM08 1AB04 40020 005	11	CM08 1AD04 30020 000	12	CM08 2AC04 40003 005	15
CAP-WBDFSMA2	42	CM08 1AB04 40050 000	10	CM08 1AD04 30020 005	13	CM08 2AC04 40006 000	14
CAP-WBDMSMA1	42	CM08 1AB04 40050 005	11	CM08 1AD04 30050 000	12	CM08 2AC04 40006 005	15
CAP-WBDMSMA2	42	CM08 1AB04 40100 000	10	CM08 1AD04 30050 005	13	CM08 2AC04 40015 000	14
CM08 1AA03 30010 000	10	CM08 1AB04 40100 005	11	CM08 1AD04 30100 000	12	CM08 2AC04 40015 005	15
CM08 1AA03 30010 005	11	CM08 1AC03 30010 000	12	CM08 1AD04 30100 005	13	CM08 2AC04 40030 000	14
CM08 1AA03 30020 000	10	CM08 1AC03 30010 005	13	CM08 1AD04 40010 000	12	CM08 2AC04 40030 005	15
CM08 1AA03 30020 005	11	CM08 1AC03 30020 000	12	CM08 1AD04 40010 005	13	CM08 2AD03 30003 000	14
CM08 1AA03 30050 000	10	CM08 1AC03 30020 005	13	CM08 1AD04 40020 000	12	CM08 2AD03 30006 000	14
CM08 1AA03 30050 005	11	CM08 1AC03 30050 000	12	CM08 1AD04 40020 005	13	CM08 2AD03 30015 000	14
CM08 1AA03 30100 000	10	CM08 1AC03 30050 005	13	CM08 1AD04 40050 000	12	CM08 2AD03 30030 000	14
CM08 1AA03 30100 005	11	CM08 1AC03 30100 000	12	CM08 1AD04 40050 005	13	CM08 2AD03 40003 000	14
CM08 1AA03 40010 000	10	CM08 1AC03 30100 005	13	CM08 1AD04 40100 000	12	CM08 2AD03 40006 000	14
CM08 1AA03 40010 005	11	CM08 1AC03 40010 000	12	CM08 1AD04 40100 005	13	CM08 2AD03 40015 000	14
CM08 1AA03 40020 000	10	CM08 1AC03 40010 005	13	CM08 1AD05 80010 000	12	CM08 2AD03 40030 000	14
CM08 1AA03 40020 005	11	CM08 1AC03 40020 000	12	CM08 1AD05 80020 000	12	CM08 2AD04 30003 000	14
CM08 1AA03 40050 000	10	CM08 1AC03 40020 005	13	CM08 1AD05 80050 000	12	CM08 2AD04 30006 000	14
CM08 1AA03 40050 005	11	CM08 1AC03 40050 000	12	CM08 1AD05 80100 000	12	CM08 2AD04 30015 000	14
CM08 1AA03 40100 000	10	CM08 1AC03 40050 005	13	CM08 1AD06 80010 000	12	CM08 2AD04 30030 000	14
CM08 1AA03 40100 005	11	CM08 1AC03 40100 000	12	CM08 1AD06 80020 000	12	CM08 2AD04 40003 000	14
CM08 1AA04 30010 000	10	CM08 1AC03 40100 005	13	CM08 1AD06 80050 000	12	CM08 2AD04 40006 000	14
CM08 1AA04 30010 005	11	CM08 1AC04 30010 000	12	CM08 1AD06 80100 000	12	CM08 2AD04 40015 000	14
CM08 1AA04 30020 000	10	CM08 1AC04 30010 005	13	CM08 1BA03 50010 000	10	CM08 2AD04 40030 000	14
CM08 1AA04 30020 005	11	CM08 1AC04 30020 000	12	CM08 1BA03 50020 000	10	CM12 1AA01 30015 000	18
CM08 1AA04 30050 000	10	CM08 1AC04 30020 005	13	CM08 1BA03 50050 000	10	CM12 1AA01 30030 000	18
CM08 1AA04 30050 005	11	CM08 1AC04 30050 000	12	CM08 1BA03 50100 000	10	CM12 1AA01 30050 000	18
CM08 1AA04 30100 000	10	CM08 1AC04 30050 005	13	CM08 1BA04 50010 000	10	CM12 1AA01 30100 000	18
CM08 1AA04 30100 005	11	CM08 1AC04 30100 000	12	CM08 1BA04 50020 000	10	CM12 1AA01 40015 000	18
CM08 1AA04 40010 000	10	CM08 1AC04 30100 005	13	CM08 1BA04 50050 000	10	CM12 1AA01 40015 005	19
CM08 1AA04 40010 005	11	CM08 1AC04 40010 000	12	CM08 1BA04 50100 000	10	CM12 1AA01 40030 000	18
CM08 1AA04 40020 000	10	CM08 1AC04 40010 005	13	CM08 1BC03 50010 000	12	CM12 1AA01 40030 005	19
CM08 1AA04 40020 005	11	CM08 1AC04 40020 000	12	CM08 1BC03 50020 000	12	CM12 1AA01 40050 000	18
CM08 1AA04 40050 000	10	CM08 1AC04 40020 005	13	CM08 1BC03 50050 000	12	CM12 1AA01 40050 005	19
CM08 1AA04 40050 005	11	CM08 1AC04 40050 000	12	CM08 1BC03 50100 000	12	CM12 1AA01 40100 000	18
CM08 1AA04 40100 000	10	CM08 1AC04 40050 005	13	CM08 1BC04 50010 000	12	CM12 1AA01 40100 005	19
CM08 1AA04 40100 005	11	CM08 1AC04 40100 000	12	CM08 1BC04 50020 000	12	CM12 1AA01 50015 000	18
CM08 1AB03 30010 000	10	CM08 1AC04 40100 005	13	CM08 1BC04 50050 000	12	CM12 1AA01 50030 000	18
CM08 1AB03 30010 005	11	CM08 1AC05 80010 000	12	CM08 1BC04 50100 000	12	CM12 1AA01 50050 000	18
CM08 1AB03 30020 000	10	CM08 1AC05 80020 000	12	CM08 2AC03 30003 000	14	CM12 1AA01 50100 000	18
CM08 1AB03 30020 005	11	CM08 1AC05 80050 000	12	CM08 2AC03 30003 005	15	CM12 1AA02 30015 000	18
CM08 1AB03 30050 000	10	CM08 1AC05 80100 000	12	CM08 2AC03 30006 000	14	CM12 1AA02 30030 000	18
CM08 1AB03 30050 005	11	CM08 1AC06 80010 000	12	CM08 2AC03 30006 005	15	CM12 1AA02 30050 000	18
CM08 1AB03 30100 000	10	CM08 1AC06 80020 000	12	CM08 2AC03 30015 000	14	CM12 1AA02 30100 000	18
CM08 1AB03 30100 005	11	CM08 1AC06 80050 000	12	CM08 2AC03 30015 005	15	CM12 1AA02 40015 000	18
CM08 1AB03 40010 000	10	CM08 1AC06 80100 000	12	CM08 2AC03 30030 000	14	CM12 1AA02 40015 005	19
CM08 1AB03 40010 005	11	CM08 1AD03 30010 000	12	CM08 2AC03 30030 005	15	CM12 1AA02 40030 000	18
CM08 1AB03 40020 000	10	CM08 1AD03 30010 005	13	CM08 2AC03 40003 000	14	CM12 1AA02 40030 005	19
CM08 1AB03 40020 005	11	CM08 1AD03 30020 000	12	CM08 2AC03 40003 005	15	CM12 1AA02 40050 000	18
CM08 1AB03 40050 000	10	CM08 1AD03 30020 005	13	CM08 2AC03 40006 000	14	CM12 1AA02 40050 005	19
CM08 1AB03 40050 005	11	CM08 1AD03 30050 000	12	CM08 2AC03 40006 005	15	CM12 1AA02 40100 000	18
CM08 1AB03 40100 000	10	CM08 1AD03 30050 005	13	CM08 2AC03 40015 000	14	CM12 1AA02 40100 005	19
CM08 1AB03 40100 005	11	CM08 1AD03 30100 000	12	CM08 2AC03 40015 005	15	CM12 1AA02 50015 000	18

Part Number	Page	Part Number	Page	Part Number	Page	Part Number	Page
CM12 1AD04 80050 005	21	CM12 2AC03 80030 000	22	CM12 2AD02 30030 000	23	CM12 2AF03 60005 000	22
CM12 1AD04 80100 000	20	CM12 2AC03 80030 005	24	CM12 2AD02 30050 000	23	CM12 2AF03 60015 000	22
CM12 1AD04 80100 005	21	CM12 2AC03 80050 000	22	CM12 2AD02 30100 000	23	CM12 2AF03 60030 000	22
CM12 1DA33 40006 005	31	CM12 2AC03 80050 005	24	CM12 2AD02 40005 000	23	CM12 2AF03 60050 000	22
CM12 1DA33 40010 005	31	CM12 2AC03 80100 000	22	CM12 2AD02 40015 000	23	CM12 2AF03 60100 000	22
CM12 1DA33 40020 005	31	CM12 2AC03 80100 005	24	CM12 2AD02 40030 000	23	CM12 2AF03 80005 000	22
CM12 1DA33 40030 005	31	CM12 2AC04 50005 005	24	CM12 2AD02 40050 000	23	CM12 2AF03 80015 000	22
CM12 1DA33 40050 005	31	CM12 2AC04 50015 005	24	CM12 2AD02 40100 000	23	CM12 2AF03 80030 000	22
CM12 1DA33 40100 005	31	CM12 2AC04 50030 005	24	CM12 2AD02 50005 000	23	CM12 2AF03 80050 000	22
CM12 2AC01 30005 000	22	CM12 2AC04 50050 005	24	CM12 2AD02 50015 000	23	CM12 2AF03 80100 000	22
CM12 2AC01 30015 000	22	CM12 2AC04 50100 005	24	CM12 2AD02 50030 000	23	CM12 2AF04 60005 000	22
CM12 2AC01 30030 000	22	CM12 2AC04 60005 000	22	CM12 2AD02 50050 000	23	CM12 2AF04 60015 000	22
CM12 2AC01 30050 000	22	CM12 2AC04 60015 000	22	CM12 2AD02 50100 000	23	CM12 2AF04 60030 000	22
CM12 2AC01 30100 000	22	CM12 2AC04 60030 000	22	CM12 2AD03 60005 000	23	CM12 2AF04 60050 000	22
CM12 2AC01 40005 000	22	CM12 2AC04 60050 000	22	CM12 2AD03 60015 000	23	CM12 2AF04 60100 000	22
CM12 2AC01 40005 005	24	CM12 2AC04 60100 000	22	CM12 2AD03 60030 000	23	CM12 2AF04 80005 000	22
CM12 2AC01 40015 000	22	CM12 2AC04 80005 000	22	CM12 2AD03 60050 000	23	CM12 2AF04 80015 000	22
CM12 2AC01 40015 005	24	CM12 2AC04 80005 005	24	CM12 2AD03 60100 000	23	CM12 2AF04 80030 000	22
CM12 2AC01 40030 000	22	CM12 2AC04 80015 000	22	CM12 2AD03 80005 000	23	CM12 2AF04 80050 000	22
CM12 2AC01 40030 005	24	CM12 2AC04 80015 005	24	CM12 2AD03 80015 000	23	CM12 2AF04 80100 000	22
CM12 2AC01 40050 000	22	CM12 2AC04 80030 000	22	CM12 2AD03 80030 000	23	CM12 2AG01 30005 000	23
CM12 2AC01 40050 005	24	CM12 2AC04 80030 005	24	CM12 2AD03 80050 000	23	CM12 2AG01 30015 000	23
CM12 2AC01 40100 000	22	CM12 2AC04 80050 000	22	CM12 2AD03 80100 000	23	CM12 2AG01 30030 000	23
CM12 2AC01 40100 005	24	CM12 2AC04 80050 005	24	CM12 2AD04 60005 000	23	CM12 2AG01 30050 000	23
CM12 2AC01 50005 000	22	CM12 2AC04 80100 000	22	CM12 2AD04 60015 000	23	CM12 2AG01 30100 000	23
CM12 2AC01 50015 000	22	CM12 2AC04 80100 005	24	CM12 2AD04 60030 000	23	CM12 2AG01 40005 000	23
CM12 2AC01 50030 000	22	CM12 2AC05 C0005 000	22	CM12 2AD04 60050 000	23	CM12 2AG01 40015 000	23
CM12 2AC01 50050 000	22	CM12 2AC05 C0005 005	24	CM12 2AD04 60100 000	23	CM12 2AG01 40030 000	23
CM12 2AC01 50100 000	22	CM12 2AC05 C0015 000	22	CM12 2AD04 80005 000	23	CM12 2AG01 40050 000	23
CM12 2AC02 30005 000	22	CM12 2AC05 C0015 005	24	CM12 2AD04 80015 000	23	CM12 2AG01 40100 000	23
CM12 2AC02 30015 000	22	CM12 2AC05 C0030 000	22	CM12 2AD04 80030 000	23	CM12 2AG01 50005 000	23
CM12 2AC02 30030 000	22	CM12 2AC05 C0030 005	24	CM12 2AD04 80050 000	23	CM12 2AG01 50015 000	23
CM12 2AC02 30050 000	22	CM12 2AC05 C0050 000	22	CM12 2AD04 80100 000	23	CM12 2AG01 50030 000	23
CM12 2AC02 30100 000	22	CM12 2AC05 C0050 005	24	CM12 2AF01 30005 000	22	CM12 2AG01 50050 000	23
CM12 2AC02 40005 000	22	CM12 2AC05 C0100 000	22	CM12 2AF01 30015 000	22	CM12 2AG01 50100 000	23
CM12 2AC02 40005 005	24	CM12 2AC05 C0100 005	24	CM12 2AF01 30030 000	22	CM12 2AG02 30005 000	23
CM12 2AC02 40015 000	22	CM12 2AC06 C0005 000	22	CM12 2AF01 30050 000	22	CM12 2AG02 30015 000	23
CM12 2AC02 40015 005	24	CM12 2AC06 C0005 005	24	CM12 2AF01 30100 000	22	CM12 2AG02 30030 000	23
CM12 2AC02 40030 000	22	CM12 2AC06 C0015 000	22	CM12 2AF01 40005 000	22	CM12 2AG02 30050 000	23
CM12 2AC02 40030 005	24	CM12 2AC06 C0015 005	24	CM12 2AF01 40015 000	22	CM12 2AG02 30100 000	23
CM12 2AC02 40050 000	22	CM12 2AC06 C0030 000	22	CM12 2AF01 40030 000	22	CM12 2AG02 40005 000	23
CM12 2AC02 40050 005	24	CM12 2AC06 C0030 005	24	CM12 2AF01 40050 000	22	CM12 2AG02 40015 000	23
CM12 2AC02 40100 000	22	CM12 2AC06 C0050 000	22	CM12 2AF01 40100 000	22	CM12 2AG02 40030 000	23
CM12 2AC02 40100 005	24	CM12 2AC06 C0050 005	24	CM12 2AF01 50005 000	22	CM12 2AG02 40050 000	23
CM12 2AC02 50005 000	22	CM12 2AC06 C0100 000	22	CM12 2AF01 50015 000	22	CM12 2AG02 40100 000	23
CM12 2AC02 50015 000	22	CM12 2AC06 C0100 005	24	CM12 2AF01 50030 000	22	CM12 2AG02 50005 000	23
CM12 2AC02 50030 000	22	CM12 2AD01 30005 000	23	CM12 2AF01 50050 000	22	CM12 2AG02 50015 000	23
CM12 2AC02 50050 000	22	CM12 2AD01 30015 000	23	CM12 2AF01 50100 000	22	CM12 2AG02 50030 000	23
CM12 2AC02 50100 000	22	CM12 2AD01 30030 000	23	CM12 2AF02 30005 000	22	CM12 2AG02 50050 000	23
CM12 2AC03 50005 005	24	CM12 2AD01 30050 000	23	CM12 2AF02 30015 000	22	CM12 2AG02 50100 000	23
CM12 2AC03 50015 005	24	CM12 2AD01 30100 000	23	CM12 2AF02 30030 000	22	CM12 2AG03 60005 000	23
CM12 2AC03 50030 005	24	CM12 2AD01 40005 000	23	CM12 2AF02 30050 000	22	CM12 2AG03 60015 000	23
CM12 2AC03 50050 005	24	CM12 2AD01 40015 000	23	CM12 2AF02 30100 000	22	CM12 2AG03 60030 000	23
CM12 2AC03 50100 005	24	CM12 2AD01 40030 000	23	CM12 2AF02 40005 000	22	CM12 2AG03 60050 000	23
CM12 2AC03 60005 000	22	CM12 2AD01 40050 000	23	CM12 2AF02 40015 000	22	CM12 2AG03 60100 000	23
CM12 2AC03 60015 000	22	CM12 2AD01 40100 000	23	CM12 2AF02 40030 000	22	CM12 2AG03 80005 000	23
CM12 2AC03 60030 000	22	CM12 2AD01 50005 000	23	CM12 2AF02 40050 000	22	CM12 2AG03 80015 000	23
CM12 2AC03 60050 000	22	CM12 2AD01 50015 000	23	CM12 2AF02 40100 000	22	CM12 2AG03 80030 000	23
CM12 2AC03 60100 000	22	CM12 2AD01 50030 000	23	CM12 2AF02 50005 000	22	CM12 2AG03 80050 000	23
CM12 2AC03 80005 000	22	CM12 2AD01 50050 000	23	CM12 2AF02 50015 000	22	CM12 2AG03 80100 000	23
CM12 2AC03 80005 005	24	CM12 2AD01 50100 000	23	CM12 2AF02 50030 000	22	CM12 2AG04 60005 000	23
CM12 2AC03 80015 000	22	CM12 2AD02 30005 000	23	CM12 2AF02 50050 000	22	CM12 2AG04 60015 000	23
CM12 2AC03 80015 005	24	CM12 2AD02 30015 000	23	CM12 2AF02 50100 000	22	CM12 2AG04 60030 000	23

Part Number	Page	Part Number	Page	Part Number	Page	Part Number	Page
CM12 2AG04 60050 000	23	M12A-05PFFS-SH8B30	27	M12A-05PMMS-SH8001	29	MSAS-08PFFP-SF8002	27
CM12 2AG04 60100 000	23	M12A-05PFFS-SH8B50	27	M12A-05PMMS-SH8002	29	MSAS-12PFFP-SF8001	27
CM12 2AG04 80005 000	23	M12A-05PFFS-SH8C15	27	M12A-08PMMS-SH8001	29	MSAS-12PFFP-SF8002	27
CM12 2AG04 80015 000	23	M12A-05PFFS-SH8C30	27	M12A-08PMMS-SH8002	29	MSAS-04PMMP-SF8001	29
CM12 2AG04 80030 000	23	M12A-05PFFS-SH8C50	27	M12A-12PMMS-SH8001	29	MSAS-04PMMP-SF8002	29
CM12 2AG04 80050 000	23	M12A-08PFFS-SH8001	27	M12A-12PMMS-SH8002	29	MSAS-05PMMP-SF8001	29
CM12 2AG04 80100 000	23	M12A-08PFFS-SH8002	27	M12A-04PMMS-SH8B15	29	MSAS-05PMMP-SF8002	29
CM12 2DA33 40006 005	31	M12A-08PFFS-SH8B15	27	M12A-04PMMS-SH8C15	29	MSAS-08PMMP-SF8001	29
CM12 2DA33 40010 005	31	M12A-08PFFS-SH8B30	27	M12A-05PMMS-SH8B15	29	MSAS-08PMMP-SF8002	29
CM12 2DA33 40020 005	31	M12A-08PFFS-SH8B50	27	M12A-05PMMS-SH8C15	29	MSAS-12PMMP-SF8001	29
CM12 2DA33 40030 005	31	M12A-08PFFS-SH8C15	27	M12A-08PMMS-SH8B15	29	MSAS-12PMMP-SF8002	29
CM12 3DC00 90000 011	32	M12A-08PFFS-SH8C30	27	M12A-08PMMS-SH8C15	29	P80589-M0,6	41
M12A-04PFFP-SF8001	26	M12A-08PFFS-SH8C50	27	M12A-12PMMS-SH8B15	29	P80589-M1	41
M12A-04PFFP-SF8002	26	M12A-12PFFS-SH8001	27	M12A-12PMMS-SH8C15	29	P80589-M2	41
M12A-05PFFP-SF8001	26	M12A-12PFFS-SH8002	27	M12A-04PMMS-SH8B30	29	P80589-M3	41
M12A-05PFFP-SF8002	26	M12A-12PFFS-SH8B15	27	M12A-04PMMS-SH8C30	29	P80589-M5	41
M12A-08PFFP-SF8001	26	M12A-12PFFS-SH8B30	27	M12A-05PMMS-SH8B30	29	P80589-M10	41
M12A-08PFFP-SF8002	26	M12A-12PFFS-SH8B50	27	M12A-05PMMS-SH8C30	29	P80589-M20	41
M12A-12PFFP-SF8001	26	M12A-12PFFS-SH8C15	27	M12A-08PMMS-SH8B30	29	P80590	41
M12A-12PFFP-SF8002	26	M12A-12PFFS-SH8C30	27	M12A-08PMMS-SH8C30	29	PB-000404-OFF-IS001	34
M12A-04PFFS-SF8001	26	M12A-12PFFS-SH8C50	27	M12A-12PMMS-SH8B30	29	PB-000404-OMF-IS001	34
M12A-04PFFS-SF8002	26	M12A-04PMMP-SF8001	28	M12A-12PMMS-SH8C30	29	PB-000404-OMM-IS001	34
M12A-04PFFS-SF8B15	26	M12A-04PMMP-SF8002	28	M12A-04PMMS-SH8B50	29	PB-000505-OFF-IS001	34
M12A-04PFFS-SF8C15	26	M12A-05PMMP-SF8001	28	M12A-04PMMS-SH8C50	29	PB-000505-OMF-IS001	34
M12A-04PFFS-SF8B30	26	M12A-05PMMP-SF8002	28	M12A-05PMMS-SH8B50	29	PB-000505-OMM-IS001	34
M12A-04PFFS-SF8C30	26	M12A-08PMMP-SF8001	28	M12A-05PMMS-SH8C50	29	PB-040404-FFF-TS001	34
M12A-04PFFS-SF8B50	26	M12A-08PMMP-SF8002	28	M12A-08PMMS-SH8B50	29	PB-040404-FFF-YS001	35
M12A-04PFFS-SF8C50	26	M12A-12PMMP-SF8001	28	M12A-08PMMS-SH8C50	29	PB-040404-FMF-TS001	34
M12A-05PFFS-SF8001	26	M12A-12PMMP-SF8002	28	M12A-12PMMS-SH8B50	29	PB-040404-FMF-YS001	35
M12A-05PFFS-SF8002	26	M12A-04PMMS-SF8001	28	M12A-12PMMS-SH8C50	29	PB-040404-MFF-TS001	34
M12A-05PFFS-SF8B15	26	M12A-04PMMS-SF8002	28	M12S-04BFFB-SL7002	38	PB-040404-MFF-YS001	35
M12A-05PFFS-SF8C15	26	M12A-04PMMS-SF8B15	28	M12S-04BMMB-SL7002	38	PB-040404-MMM-TS001	34
M12A-05PFFS-SF8B30	26	M12A-04PMMS-SF8B30	28	M12S-04PFFS-SF8B15	39	PB-040404-MMM-YS001	35
M12A-05PFFS-SF8C30	26	M12A-04PMMS-SF8B50	28	M12S-04PFFS-SF8B30	39	PB-050505-FFF-TS001	34
M12A-05PFFS-SF8B50	26	M12A-04PMMS-SF8C15	28	M12S-04PFFS-SF8B50	39	PB-050505-FFF-YS001	35
M12A-05PFFS-SF8C50	26	M12A-04PMMS-SF8C30	28	M12S-04PFFS-SH8B15	39	PB-050505-FMF-TS001	34
M12A-08PFFS-SF8001	26	M12A-04PMMS-SF8C50	28	M12S-04PFFS-SH8B30	39	PB-050505-FMF-YS001	35
M12A-08PFFS-SF8002	26	M12A-05PMMS-SF8001	28	M12S-04PFFS-SH8B50	39	PB-050505-MFF-TS001	34
M12A-08PFFS-SF8B15	26	M12A-05PMMS-SF8002	28	M12S-04PMMS-SF8B15	39	PB-050505-MFF-YS001	35
M12A-08PFFS-SF8C15	26	M12A-05PMMS-SF8B15	28	M12S-04PMMS-SF8B30	39	PB-050505-MMM-TS001	34
M12A-08PFFS-SF8B30	26	M12A-05PMMS-SF8B30	28	M12S-04PMMS-SF8B50	39	PB-050505-MMM-YS001	35
M12A-08PFFS-SF8C30	26	M12A-05PMMS-SF8B50	28	M12S-04PMMS-SH8B15	39	PD-000404-OFF-IS001	34
M12A-08PFFS-SF8C50	26	M12A-05PMMS-SF8C15	28	M12S-04PMMS-SH8B30	39	PD-000404-OMF-IS001	34
M12A-12PFFS-SF8001	26	M12A-05PMMS-SF8C30	28	M12S-04PMMS-SH8B50	39	PD-000404-OMM-IS001	34
M12A-12PFFS-SF8002	26	M12A-05PMMS-SF8C50	28	M12T-04BFFB-SL7002	38	PS-000404-OFF-IS001	34
M12A-12PFFS-SF8B15	26	M12A-08PMMS-SF8001	28	M12T-04BMMB-SL7002	38	PS-000404-OMF-IS001	34
M12A-12PFFS-SF8C15	26	M12A-08PMMS-SF8002	28	M12T-04PFFS-SF8B15	39	PS-000404-OMM-IS001	34
M12A-12PFFS-SF8B30	26	M12A-08PMMS-SF8B15	28	M12T-04PFFS-SF8B30	39	PS-000505-OFF-IS001	34
M12A-12PFFS-SF8B50	26	M12A-08PMMS-SF8B30	28	M12T-04PFFS-SF8B50	39	PS-000505-OMF-IS001	34
M12A-12PFFS-SF8C30	26	M12A-08PMMS-SF8B50	28	M12T-04PFFS-SH8B15	39	PS-000505-OMM-IS001	34
M12A-12PFFS-SF8B50	26	M12A-08PMMS-SF8C15	28	M12T-04PFFS-SH8B30	39	PS-040404-FFF-TS001	34
M12A-12PFFS-SF8C50	26	M12A-08PMMS-SF8C30	28	M12T-04PFFS-SH8B50	39	PS-040404-FFF-YS001	35
M12A-04PFFS-SH8001	27	M12A-08PMMS-SF8C50	28	M12T-04PMMS-SF8B15	39	PS-040404-FMF-TS001	34
M12A-04PFFS-SH8002	27	M12A-12PMMS-SF8001	28	M12T-04PMMS-SF8B30	39	PS-040404-FMF-YS001	35
M12A-04PFFS-SH8B15	27	M12A-12PMMS-SF8002	28	M12T-04PMMS-SF8B50	39	PS-040404-MFF-TS001	34
M12A-04PFFS-SH8B30	27	M12A-12PMMS-SF8B15	28	M12T-04PMMS-SH8B15	39	PS-040404-MFF-YS001	35
M12A-04PFFS-SH8B50	27	M12A-12PMMS-SF8B30	28	M12T-04PMMS-SH8B30	39	PS-040404-MMM-TS001	34
M12A-04PFFS-SH8C15	27	M12A-12PMMS-SF8B50	28	M12T-04PMMS-SH8B50	39	PS-040404-MMM-YS001	35
M12A-04PFFS-SH8C30	27	M12A-12PMMS-SF8C15	28	MSAS-04PFFP-SF8001	27	PS-050505-FFF-TS001	34
M12A-04PFFS-SH8C50	27	M12A-12PMMS-SF8C30	28	MSAS-04PFFP-SF8002	27	PS-040404-MMM-TS001	34
M12A-05PFFS-SH8001	27	M12A-12PMMS-SF8C50	28	MSAS-05PFFP-SF8001	27	PS-040404-MMM-YS001	35
M12A-05PFFS-SH8002	27	M12A-04PMMS-SH8001	29	MSAS-05PFFP-SF8002	27	PS-050505-FFF-TS001	34
M12A-05PFFS-SH8B15	27	M12A-04PMMS-SH8002	29	MSAS-08PFFP-SF8001	27	PS-050505-FFF-YS001	35

Part Number	Page	Part Number	Page	Part Number	Page	Part Number	Page
PS-050505-FMF-TS001	34						
PS-050505-FMF-YS001	35						
PS-050505-MFF-TS001	34						
PS-050505-MFF-YS001	35						
PS-050505-MMM-TS001	34						
PS-050505-MMM-YS001	35						
RJS-12D04FF-LS8001	32						
RJS-12D04FF-RS8001	32						
RJS-12D04FM-LS8001	32						
RJS-12D04FM-RS8001	32						
SB-000404-OFF-IS001	34						
SB-000404-OMF-IS001	34						
SB-000404-OMM-IS001	34						
SB-000505-OFF-IS001	34						
SB-000505-OMF-IS001	34						
SB-000505-OMM-IS001	34						
SB-040404-FFF-TS001	34						
SB-040404-FFF-YS001	35						
SB-040404-FMF-TS001	34						
SB-040404-FMF-YS001	35						
SB-040404-MFF-TS001	34						
SB-040404-MFF-YS001	35						
SB-040404-MMM-TS001	34						
SB-040404-MMM-YS001	35						
SB-050505-FFF-TS001	34						
SB-050505-FFF-YS001	35						
SB-050505-FMF-TS001	34						
SB-050505-FMF-YS001	35						
SB-050505-MFF-TS001	34						
SB-050505-MFF-YS001	35						
SB-050505-MMM-TS001	34						
SB-050505-MMM-YS001	35						
SD-000404-OFF-IS001	34						
SD-000404-OMF-IS001	34						
SD-000404-OMM-IS001	34						
SS-000404-OFF-IS001	34						
SS-000404-OMF-IS001	34						
SS-000404-OMM-IS001	34						
SS-000505-OFF-IS001	34						
SS-000505-OMF-IS001	34						
SS-000505-OMM-IS001	34						
SS-040404-FFF-TS001	34						
SS-040404-FFF-YS001	35						
SS-040404-FMF-TS001	34						
SS-040404-FMF-YS001	35						
SS-040404-MFF-TS001	34						
SS-040404-MFF-YS001	35						
SS-040404-MMM-TS001	34						
SS-040404-MMM-YS001	35						
SS-050505-FFF-TS001	34						
SS-050505-FFF-YS001	35						
SS-050505-FMF-TS001	34						
SS-050505-FMF-YS001	35						
SS-050505-MFF-TS001	34						
SS-050505-MFF-YS001	35						
SS-050505-MMM-TS001	34						
SS-050505-MMM-YS001	35						







International

USA

Amphenol Sine Systems
44724 Morley Drive
48036 Clinton Township, MI
Phone +1 586 913 8630

Korea

Amphenol Daeshin
558 Sosa, SongNea Bucheon-city
Kyunggi-Do
Korea 420-130
Phone +82 32 610 3800

Germany

Amphenol Tuchel Industrial GmbH
August-Haeusser-Strasse 10
74080 Heilbronn
Phone +49 7131 929 0
www.amphenol-industrial.de

Australia

Amphenol Australia PTY Limited
2 Fiveways Blvd., Keyborough - Melbourne
Victoria 3173
Australia
Phone +61 3 8796 8888

China

Amphenol Tuchel Electronics GmbH
China Branch
No. 6 Jianye Road
Changzhou City 213125
China
Phone +86 519 85 60 86 20

More Amphenol companies can be
found here: www.amphenol.com



Important Notice

All technical data have been measured in a laboratory environment and can be different during practical usage of the product. Any product information is for descriptive usage only and not legally binding; particularly the information does not constitute or provide any legal guarantees ("Beschaffenheitsgarantie" or "Haltbarkeitsgarantie").

We reserve the right to change the design due to improvement in quality, development or production requirements. This catalogue must not be used in any form or manner without our prior approval in writing (Copyright Law, Fair Trading Law, Civil Code).